

**25HPA4**  
**Performance™ 14 Series Heat Pump**  
**with Puron® Refrigerant**  
**1–1/2 to 5 Nominal Tons (Sizes 18–60)**



Turn to the Experts.™

## Product Data



Performance  
SERIES



Carrier's heat pumps with Puron® refrigerant provide a collection of features unmatched by any other family of equipment. The 25HPA has been designed utilizing Carrier's Puron® refrigerant. The environmentally sound refrigerant allows consumers to make a responsible decision in the protection of the earth's ozone layer.

As an Energy Star® Partner, Carrier Corporation has determined that this product meets the Energy Star® guidelines for energy efficiency. Refer to the combination ratings in the Product Data for system combinations that meet Energy Star® guidelines.

### INDUSTRY LEADING FEATURES / BENEFITS

#### Energy Efficiency

- Up to 15.0 SEER/12.0 EER/9.0 HSPF

#### New Aesthetic Design

- WeatherArmor Ultra™
- Baked-on powder paint
- Steel louver coil guard
- Color matched cabinet screws

#### Extra Quiet Operation

- Silencer System II™ for sound as low as 69 dBA
  - Quiet mount split post compressor grommets
  - Laminated compressor mounting plate
  - External silencer muffler
  - Exclusive Silencer Top design
  - 8 Pole PSC ball-bearing condenser fan motor
  - Forward-swept condenser fan blade
  - Compressor blanket
  - Quiet Shift Defrost

#### Reliability, Quality and Toughness

- Scroll compressor
- Field-installed 16 cu. in. filter drier
- Back-seating service valves
- High-pressure switch
- Loss-of-charge switch
- Internal pressure-relief valve
- Internal thermal overload
- Suction line accumulator
- Vapor fog eliminator

#### Controls and Diagnostics

- Infinity™ control compatible
- On-board Carrier diagnostics
- Up to 14 point diagnostic capability
- Long-Line accessory connections

#### Applications

- Long line – up to 250 ft. total equivalent length, up to 200 feet condenser above evaporator, or up to 80 ft. evaporator above condenser (See Long Line Guideline for more information.)
- Low ambient (down to 0°F) with Infinity™ Control or accessory kit.

#### Limited Warranty

- Standard 10-year limited warranty on the compressor
- Standard 5-year limited warranty on all parts

## MODEL NUMBER NOMENCLATURE

1	2	3	4	5	6	7	8	9	10	11	12	13
N	N	A	A	A/N	N	N	N	A/N	A/N	A/N	N	N
2	5	H	P	A	4	3	6	A	0	0	3	0
Product Series	Product Family	Tier	Major Series	SEER	Cooling Capacity	Variations	Open	Open	Voltage	Minor Series		
25 = HP	H = RES HP	P= Performance	A = Puron	4=14 SEER (Nominal)		A = Standard	0=Not Defined	0=Not Defined	3=208/230-1	0, 1, 2...		

25HPA4



As an Energy Star® Partner, Carrier Corporation has determined that this product meets the ENERGY STAR® guidelines for energy efficiency.

Refer to the combination ratings in Product Data for system combinations that meet Energy Star guidelines.

## STANDARD FEATURES

Feature	18	24	30	36	42	48	60
Puron® Refrigerant	X	X	X	X	X	X	X
Up to 15.0 SEER/12.0 EER/9.0 HSPF	X	X	X	X	X	X	X
Scroll Compressor	X	X	X	X	X	X	X
Louvered Coil Guard	X	X	X	X	X	X	X
Field-Installed Filter Drier	X	X	X	X	X	X	X
Back-Seating Service Valves	X	X	X	X	X	X	X
Internal Pressure-Relief Valve	X	X	X	X	X	X	X
Internal Thermal Overload	X	X	X	X	X	X	X
Long Line capability	X	X	X	X	X	X	X
Low Ambient capability with Kit or Infinity™ Control	X	X	X	X	X	X	X
Suction Line Accumulator	X	X	X	X	X	X	X
High-Pressure Switch	X	X	X	X	X	X	X
Loss-of-Charge Switch	X	X	X	X	X	X	X
Infinity™ System Compatible	X	X	X	X	X	X	X
Silencer™ System II	X	X	X	X	X	X	X
WeatherArmor Ultra™	X	X	X	X	X	X	X
Ideal Defrost	X	X	X	X	X	X	X
14 Diagnostic Checkpoints	X	X	X	X	X	X	X
Vapor Fog Eliminator	X	X	X	X	X	X	X

# PHYSICAL DATA

<b>UNIT SIZE SERIES</b>	<b>18</b>	<b>24</b>	<b>30</b>	<b>36</b>	<b>42</b>	<b>48</b>	<b>60</b>
<b>Operating Weight (lb)</b>	210	215	253	263	279	296	326
<b>Shipping Weight (lb)</b>	244	249	287	297	313	331	362
<b>Compressor Type</b>	Scroll						
<b>REFRIGERANT</b>	Puron® (R-410A)						
Control	TXV (Puron Hard Shutoff)						
Charge (lb)	6.13	6.13	9.1	7.69	8.38	11.19	12.5
<b>COND FAN</b>	Propeller Type, Direct Drive						
Air Discharge	Vertical						
Air Qty. (CFM)	2595	2595	3265	3265	3265	3673	3673
Motor HP	1/10	1/10	1/5	1/5	1/5	1/4	1/4
Motor RPM	800	800	800	800	800	800	800
<b>COND COIL</b>							
Face Area (Sq. ft.)	16.26	16.26	16.26	14.23	16.26	30.6	37.4
Fins per In.	20	20	20	20	20	20	20
Rows	1	1	2	2	2	2	2
Circuits	4	5	6	7	8	8	9
<b>VALVE CONNECT. (In. ID)</b>							
Vapor	5/8	5/8	3/4	3/4	7/8	7/8	7/8
Liquid	3/8						
<b>REFRIGERANT TUBES* (In. OD)</b>							
Vapor (0–80 ft. Tube Length)	5/8	5/8	3/4	3/4	7/8	7/8	1–1/8
Liquid (0–80 ft. Tube Length)	3/8						

\* For tubing sets between 80 ft and 200 ft horizontal or 20 ft vertical differential (250 ft total equivalent length), consult the Long-Line Guideline.

**Note:** See unit Installation Instruction for proper installation.

25HPA4

## VAPOR LINE SIZING AND COOLING CAPACITY LOSS PURON 1-STAGE HEAT PUMP APPLICATIONS

UNIT NOM SIZE (BTUH)	ACCEPT-ABLE LIQUID LINE DIA OD (IN.)	ACCEPTABLE VAPOR LINE DIA OD (IN.)	COOLING CAPACITY LOSS (%) TOTAL EQUIVALENT LINE LENGTH (FT)										
			Standard Application			Long Line Application Requires Accessories							
			25	50	80	80+	100	125	150	175	200	225	250
18000 1-Stage Puron HP	3/8	1/2	1	2	3	3	4	6	7	8	9	10	12
		5/8	0	0	1	1	1	1	2	2	3	3	3
24000 1-Stage Puron HP	3/8	5/8	0	1	1	1	2	3	3	4	4	5	6
		3/4	0	0	0	0	0	1	1	1	1	1	2
30000 1-Stage Puron HP	3/8	5/8	1	2	3	3	3	4	5	6	7	8	9
		3/4	0	0	1	1	1	1	2	2	2	3	3
		7/8	0	0	0	0	0	1	1	1	1	1	1
36000 1-Stage Puron HP	3/8	5/8	1	2	4	4	5	6	7	9	10	11	13
		3/4	0	0	1	1	1	2	2	3	3	4	4
		7/8	0	0	0	0	0	1	1	1	1	2	2
42000 1-Stage Puron HP	3/8	3/4	0	1	2	2	2	3	4	4	5	6	6
		7/8	0	0	1	1	1	1	2	2	2	3	3
48000 1-Stage Puron HP	3/8	3/4	0	1	2	2	3	4	5	5	6	7	8
		7/8	0	0	1	1	1	2	2	2	3	3	4
60000 1-Stage Puron HP	3/8	3/4	1	2	4	4	5	6	7	9	10	11	12
		7/8	0	1	2	2	2	3	4	4	5	5	6
		1 1/8	0	0	0	0	1	1	1	1	1	1	2

Standard Length = 80 ft or less total equivalent length.

Applications in this area are long line. Accessories are required as shown recommended on Long-Line Application Guidelines.

Applications in this area may have height restrictions that limit allowable total equivalent length, when outdoor unit is below indoor unit. See Long-Line Application Guidelines.

**LONG-LINE APPLICATION:** An application is considered "long line" when the total equivalent tubing length exceeds 80 ft or when there is more than 20 ft vertical separation between indoor and outdoor units. These applications require additional accessories and system modifications for reliable system operation. The maximum allowable total equivalent length is 250

ft. The maximum vertical separation is 200 ft when outdoor unit is above indoor unit, and 80 ft when the outdoor unit is below the indoor unit. Refer to Accessory Usage Guideline for required accessories. See Long-Line Application Guideline for required piping and system modifications. Also, refer to the table above for the acceptable vapor tube diameters based on the total length to minimize the cooling capacity loss.

# ACCESSORIES

KIT NUMBER	KIT NAME	18–30	24–30	30–30	36–30	42–30	48–30	60–30
KAACH1201AAA	CRANKCASE HEATER				X	X	S	S
KAACH1401AAA	CRANKCASE HEATER	X	X	X				
KSACY0101AAA	CYCLE PROTECTOR	S	S	S	S	S	S	S
KAFT0101AAA	FREEZE THERMOSTAT	X	X	X	X	X	X	X
KSAS1701AAA	HARD START (CAP/RELAY)	X	X	X	X	X	X	X
KHAIR0101AAA	ISOLATION RELAY	X	X	X	X	X	X	X
KSALA0301410	LOW AMBIENT SWITCH	X	X	X	X	X	X	X
KHAOT0201SEC	OUTDOOR THERMOSTAT	X	X	X	X	X	X	X
KHAOT0301FST	OUTDOOR THERMOSTAT	X	X	X	X	X	X	X
KAACS0201PTC	PTC START ASSIST	X	X	X	X	X	X	X
KHALS0401LLS	SOLENOID VALVE	X	X	X	X	X	X	X
KSASF0101AAA	SUPPORT FEET	X	X	X	X	X	X	X
KAATD0101TDR	TIME DELAY RELAY	X	X	X	X	X	X	X
KSATX0201PUR	TXV (HSO)	X	X	X				
KSATX0301PUR	TXV (HSO)				X	X		
KSATX0401PUR	TXV (HSO)						X	
KSATX0501PUR	TXV (HSO)							X

x = Accessory S = Standard

25HPA4

## ACCESSORY THERMOSTATS

THERMOSTAT / SUBBASE PKG.	DESCRIPTION
TSTATCCPRH01–B*	Thermidistat™ Control — Non–Programmable/Programmable Thermostat with Humidity Control (For use in Dual Fuel, AC, HP, and 2–stage applications. Includes Outdoor Air Temperature Sensor.)
TSTATCCPHH01–B*	Hybrid Heat™ (Dual Fuel) Thermostat — Auto Changeover, 7–Day Programmable, °F/°C, Includes Outdoor Sensor (TSTATXXSEN01–B)
TSTATCCPHP01–B	Thermostat — Auto Changeover, 7–Day Programmable, °F/°C, 2–Stage Heat, 1–Stage Cool
TSTATCCNHP01–C	Thermostat — Auto Changeover, Non–Programmable, °F/°C, 2–Stage Heat, 1–Stage Cool
TSTATCCSHP01	Standard Programmable Thermostat—Manual Changeover, 5–2 Day Programmable, °F/°C, 1–Stage Heat/1–Stage Cool
TSTATCCBHP01–B*	Builder’s Thermostat — Heat Pump, Non–Programmable, °F/°C, 2–Stage Heat, 1–Stage Cool, Manual Changeover
TSTATXXSEN01–B†	Outdoor Air Temperature Sensor
TSTATXXNBP01	Backplate for Non–Programmable Thermostat
TSTATXXPBP01	Backplate for Programmable Thermostat and Thermidistat™ Control
TSTATXXSBP01	Backplate for Standard Programmable Thermostat
TSTATXXBBP01	Backplate for Builder’s Thermostat
TSTATXXCNV10‡	Thermostat Conversion Kit (4 to 5 Wire) — 10 Pack

\* Do not use in zoning heat pump applications.

† Outdoor temperature sensor is an accessory for all Carrier electronic thermostats, except the non–programmable air conditioner version and builders thermostats. It allows the temperature at a remote location (outdoors) to be displayed on the thermostat. The outdoor air temperature sensor must be used with the HybridHeat™ (dual fuel) thermostat.

‡ Thermostat conversion kit is a 24–vac accessory that can turn a 4–wire thermostat application into a 5–wire application. This kit can also be used to replace a broken thermostat wire, or add an extra wire when needed.

The outdoor air temperature sensor is included with the Thermidistat Control and HybridHeat™ (dual fuel) thermostat.

INFINITY* CONTROLS	DESCRIPTION
SYSTXCCUID01–A*	Infinity Control Deluxe 7–Day Programmable (Wall–mounted system control.)
SYSTXCCUIZ01–A*	Infinity Control Deluxe Zoning 7–Day Programmable (Wall–mounted control for a multi–zone system.)
SYSTXCC4ZC01	Infinity 4–Zone Damper Control Module (Wall–mounted control for a four–zone system.)
SYSTXCCSMS01	Infinity Smart Sensor (Optional wall control used to monitor temperature and/or fan control in an individual zone.)
SYSTXCCRRS01	Infinity Remote Room Sensor (Monitors temperature in an individual zone.)
SYSTXCCSAM01	Infinity System Access Module (Hardware for wireless access and control via phone or internet.)
SYSTXCCNIM01	Infinity Network Interface Module (Connects Heat Recovery and Energy Recovery Ventilators on non–zoning applications.)
SYSTXXBPU01	Decorative Back Plate for Infinity Control (Decorative wall plate.)

\* These Performance series units must use “–A” revision or later to operate properly.

# ACCESSORY USAGE GUIDELINE

ACCESSORY	REQUIRED FOR LOW-AMBIENT COOLING APPLICATIONS (Below 55° F)	REQUIRED FOR LONG LINE APPLICATIONS* (Over 80 Ft.)	REQUIRED FOR SEA COAST APPLICATIONS (Within 2 miles)
Compressor Crankcase Heater	Yes	Yes	No
Evaporator Freeze Thermostat	Yes	No	No
Accumulator	Standard	Standard	Standard
Compressor Start Assist Capacitor and Relay	Yes	Yes	No
Motor Master® Control or Low-Ambient Pressure Switch	Recommended†	No	No
Support Feet	Recommended	No	Recommended
Liquid-Line Solenoid Valve	No	See Long-Line Application Guideline	No
Ball-Bearing Fan Motor	Standard	Standard	Standard

\* For tubing line sets between 80 and 200 ft and/or 20 ft vertical differential (250 ft total equivalent length), refer to Long-Line Application Guideline.

† Low-ambient standard down to 0 °F when Infinity™ Control is used.

## Accessory Description and Usage (Listed Alphabetically)

### 1. Ball-Bearing Fan Motor

A fan motor with ball bearings which permits speed reduction while maintaining bearing lubrication.

Usage Guideline:

Required on all units when MotorMaster® is used.

### 2. Compressor Crankcase Heater

An electric resistance heater which mounts to the base of the compressor to keep the lubricant warm during off cycles. Improves compressor lubrication on restart and minimizes the chance of liquid slugging.

Usage Guideline:

Required in low ambient cooling applications.

Required in long line applications.

Suggested in all commercial applications.

### 3. Compressor Sound Hood

Wraparound sound reducing cover for the compressor. Reduces the sound level by about 2 dBA.

Usage Guideline:

Suggested when unit is installed closer than 15 ft to quiet areas, bedrooms, etc.

Suggested when unit is installed between two houses less than 10 ft apart.

### 4. Compressor Start Assist – Capacitor and Relay

Start capacitor and relay gives a "hard" boost to compressor motor at each start up.

Usage Guideline:

Required for reciprocating compressors in the following applications:

- Long line
- Low ambient cooling
- Hard shutoff expansion valve on indoor coil
- Liquid line solenoid on indoor coil

Required for single-phase scroll compressors in the following applications:

- Long line
- Low ambient cooling

Suggested for all compressors in areas with a history of low voltage problems.

### 5. Compressor Start Assist — PTC Type

Solid state electrical device which gives a "soft" boost to the compressor at each start-up.

Usage Guideline:

Suggested in installations with marginal power supply.

### 6. Evaporator Freeze Thermostat

An SPST temperature-actuated switch that stops unit operation when evaporator reaches freeze-up conditions.

Usage Guideline:

Required when low ambient kit has been added.

### 7. Isolation Relay

A SPDT relay which switches the low-ambient controller out of the outdoor fan motor circuit when the heat pump switches to heating mode.

Usage Guideline:

Required in all heat pumps where low ambient kit has been added.

### 8. Liquid-Line Solenoid Valve (LLS)

An electrically operated shutoff valve which stops and starts refrigerant liquid flow in response to compressor operation. It is to be installed at the outdoor unit to control refrigerant off cycle migration in the heating mode.

Usage Guideline:

An LLS is required in all long line heat pump applications to control refrigerant off cycle migration in the heating mode. See Long-Line Guideline.

### 9. Low-Ambient Pressure Switch Kit

A long life pressure switch which is mounted to outdoor unit service valve. It is designed to cycle the outdoor fan motor in order to maintain head pressure within normal operating limits. The control will maintain working head pressure at low-ambient temperatures down to 0°F when properly installed.

Usage Guideline:

A Low-Ambient Pressure Switch or MotorMaster® Low-Ambient Controller must be used when cooling operation is used at outdoor temperatures below 55°F (12.8°C).

### 10. MotorMaster® Low-Ambient Controller

A fan-speed control device activated by a temperature sensor, designed to control condenser fan motor speed in response to the saturated, condensing temperature during operation in cooling mode only. For outdoor temperatures down to -20°F (-28.9°C), it maintains condensing temperature at 100°F ±10°F (37.8°C ± 12°C).

Usage Guideline:

A MotorMaster® Low Ambient Controller or Low-Ambient Pressure Switch must be used when cooling operation is used at outdoor temperatures below 55°F (12.8°C).

Suggested for all commercial applications.

## Accessory Description and Usage (Listed Alphabetically) (CONT)

### 11. Outdoor Air Temperature Sensor

Designed for use with Carrier Thermostats listed in this publication. This device enables the thermostat to display the outdoor temperature. This device also is required to enable special thermostat features such as auxiliary heat lock out.

Usage Guideline:

Suggested for all Carrier thermostats listed in this publication.

### 12. Outdoor Thermostat

A SPDT temperature-actuated switch which turns on supplemental electric heaters when outdoor air temperature drops below a user-selected set point.

Usage Guideline:

Electric supplemental heat applications in non-variable speed indoor units when electric heat staging is desired.

### 13. Secondary Outdoor Thermostat

A SPDT temperature-actuated switch which turns on third-stage of supplemental electric heaters when outdoor air temperature drops below the second-stage set point.

Usage Guideline:

Outdoor thermostat applications where electric heater is capable of 3-stage operation.

### 14. Thermostatic Expansion Valve (TXV) Bi-Flow

A modulating flow-control valve which meters refrigerant liquid flow rate into the evaporator in response to the superheat of the refrigerant gas leaving the evaporator.

Usage Guideline:

Accessory required to meet ARI rating and system reliability, where indoor not equipped.

Required in all heat pump applications designed with Puron refrigerant.

### 15. Time-Delay Relay

A SPST delay relay which briefly continues operation of indoor blower motor to provide additional cooling after the compressor cycles off.

**Note:** Most indoor unit controls include this feature. For those that do not, use the guideline below.

Usage Guideline:

Accessory required to meet ARI rating, where indoor not equipped.

## ELECTRICAL DATA

UNIT SIZE	V/PH	OPER VOLTS*		COMPR		FAN	MCA	MIN WIRE SIZE†	MIN WIRE SIZE†	MAX LENGTH (ft)‡	MAX LENGTH (ft)‡	MAX FUSE** or CKT BRK AMPS
		Max	Min	LRA	RLA	FLA		60° C	75° C	60° C	75° C	
18	208/230/1	253	197	48	9	0.7	11.92	14	14	66	63	20
24				58.3	12.8	0.7	16.73	14	14	47	45	25
30				73	14.1	1.1	18.7	14	14	42	40	30
36				112	18.2	1.1	23.81	12	12	52	50	35
42				109	19.9	1.1	25.94	10	10	77	73	40
48				117	21.8	1.3	28.64	10	10	70	66	40
60				134	26.6	1.3	34.65	8	10	90	55	50

\* Permissible limits of the voltage range at which the unit will operate satisfactorily.

† If wire is applied at ambient greater than 30°C (86°F), consult table 310–16 of the NEC (ANSI/NFPA 70). The ampacity of non-metallic-sheathed cable (NM), trade name ROMEX, shall be that of 60° C (140° F) conditions, per the NEC (ANSI/NFPA 70) Article 336–26. If other than uncoated (no-plated), 60 or 75°C (140 or 167°F) insulation, copper wire (solid wire for 10 AWG or smaller, stranded wire for larger than 10 AWG) is used, consult applicable tables of the NEC (ANSI/NFPA 70).

‡ Length shown is as measured 1 way along wire path between unit and service panel for voltage drop not to exceed 2%.

\*\* Time—Delay fuse.

**NOTE:** Control circuit is 24–V on all units and requires external power source. Copper wire must be used from service disconnect to unit. All motors/compressors contain internal overload protection.

FLA – Full Load Amps

LRA – Locked Rotor Amps

MCA – Minimum Circuit Amps

RLA – Rated Load Amps

25HPA4

## A-WEIGHTED SOUND LEVEL (dBA)

UNIT SIZE	STANDARD RATING	TYPICAL OCTAVE BAND SPECTRUM (without tone adjustment)						
		125	250	500	1000	2000	4000	8000
18	70	57	57	63	62.5	61	56.5	47.5
24	69	56.5	57.5	63.5	61.5	61.5	57	48.5
30	71	59.5	60	65	64.5	61.5	58	55.5
36	72	60	62	66	65	63	58	51.5
42	73	59.5	61.5	65	67.5	64	59.5	54
48	73	58.5	62.5	64.5	67	65	61	54.5
60	75	59	61	67	69.5	64	59	54.5

## CHARGING SUBCOOLING (TXV-TYPE EXPANSION DEVICE)

UNIT SIZE	REQUIRED SUBCOOLING (°F)	OUTDOOR HEATING PISTON #
18	12	42
24	13	42
30	10	49
36	12	59
42	11	59
48	13	70
60	11	73


**DIMENSIONS**

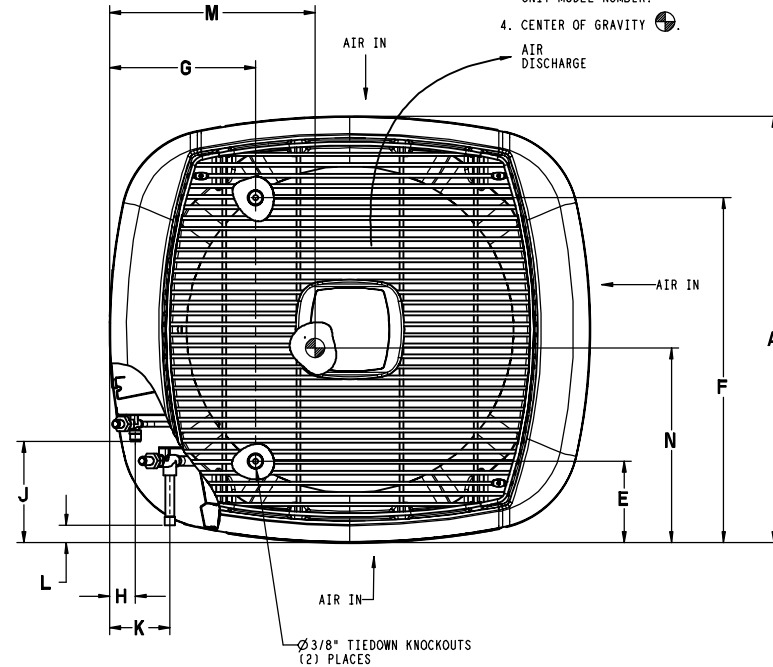
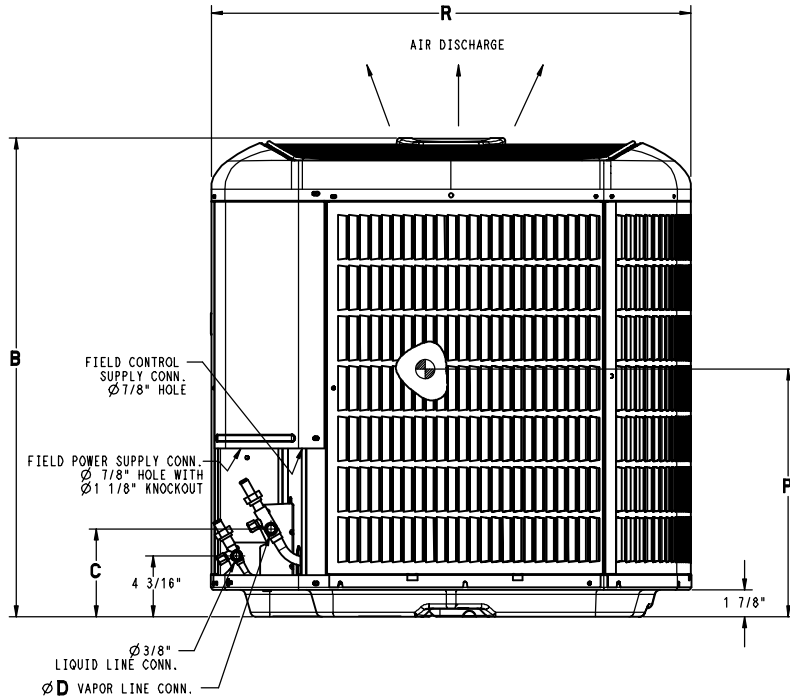
UNIT	SERIES	ELECTRICAL CHARACTERISTICS				A	B	C	D	E	F	G	H	J	K	L	M	N	P	R	OPERATING WEIGHT	SHIPPING WEIGHT	SHIPPING DIMENSIONS (L x W x H)
25HPA418	0	X	0	0	0	35 1/2"	33 11/16"	6 1/16"	5/8"	6 13/16"	28 3/4"	11 5/8"	1 3/4"	7"	4 3/16"	1 1/8"	19 1/2"	18"	16 3/4"	40"	210#	244#	41 1/8" X 36 5/8" X 37 7/16"
25HPA424	0	X	0	0	0	35 1/2"	33 11/16"	6 1/16"	5/8"	6 13/16"	28 3/4"	11 5/8"	1 3/4"	7"	4 3/16"	1 1/8"	19 1/2"	18"	16 1/2"	40"	215#	249#	41 1/8" X 36 5/8" X 37 7/16"
25HPA430	0	X	0	0	0	35 1/2"	33 11/16"	6 5/16"	3/4"	6 13/16"	28 3/4"	11 5/8"	1 3/4"	7"	4"	1 1/8"	18 1/2"	17 1/2"	20 1/2"	40"	252#	286#	41 1/8" X 36 5/8" X 37 7/16"
25HPA436	0	X	0	0	0	35 1/2"	30 5/16"	6 5/16"	3/4"	6 13/16"	28 3/4"	11 5/8"	1 3/4"	7"	4"	1 1/8"	19"	16 1/2"	13"	40"	263#	297#	41 1/8" X 36 5/8" X 34 1/16"
25HPA442	0	X	0	0	0	35 1/2"	33 11/16"	6 1/4"	7/8"	6 13/16"	28 3/4"	11 5/8"	1 3/4"	7"	4 1/16"	1 1/8"	19 1/2"	16 1/2"	13 1/2"	40"	279#	313#	41 1/8" X 36 5/8" X 37 7/16"
25HPA448	0	X	0	0	0	35 1/2"	37 1/8"	6 1/4"	7/8"	6 13/16"	28 3/4"	11 5/8"	1 3/4"	7"	4 1/16"	1 1/8"	20"	17"	16 1/2"	40"	296#	331#	41 1/8" X 36 5/8" X 40 7/8"
25HPA460	0	X	0	0	0	35 1/2"	43 7/8"	6 1/4"	7/8"	6 13/16"	28 3/4"	11 5/8"	1 3/4"	7"	4 1/16"	1 1/8"	19 1/2"	17"	18 1/2"	40"	326#	362#	41 1/8" X 36 5/8" X 47 11/16"

208-230+60	230+60	208/230-3-60	460-3-60
------------	--------	--------------	----------

X = YES  
O = NO

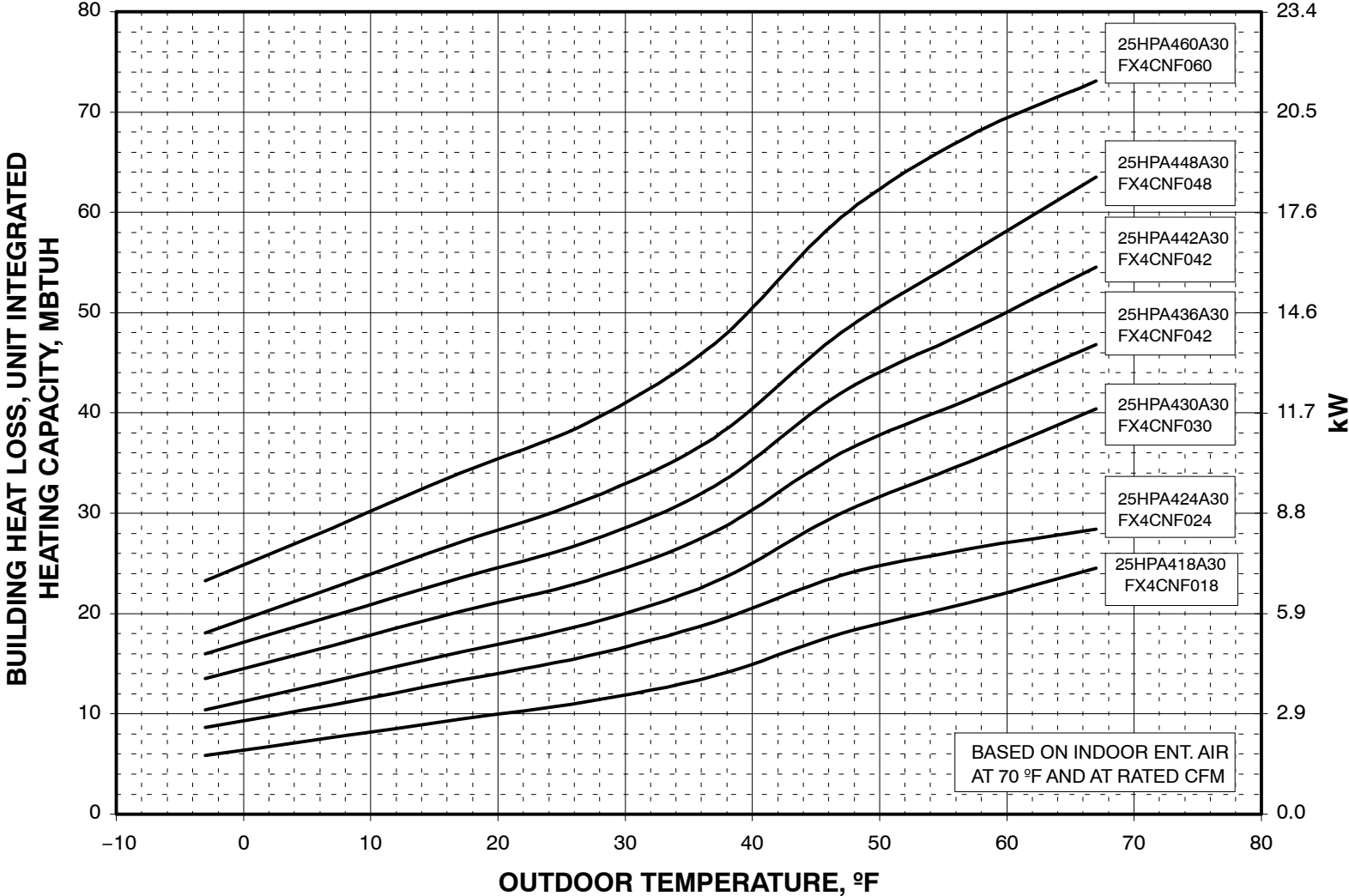
**NOTES:**

- ALLOW 30" CLEARANCE TO SERVICE SIDE OF UNIT, 48" ABOVE UNIT, 6" ON ONE SIDE, 12" ON REMAINING SIDE, AND 24" BETWEEN UNITS FOR PROPER AIRFLOW.
- MINIMUM OUTDOOR OPERATING AMBIENT IN COOLING MODE IS 55°F, MAX. 125°F.
- SERIES DESIGNATION IS THE 13TH POSITION OF THE UNIT MODEL NUMBER.
- CENTER OF GRAVITY 



UNIT SIZE	MINIMUM MOUNTING PAD DIMENSIONS
-	29 1/2" X 33"
18 THRU 60	36 1/2" X 40"

# 25HPA4 BALANCE POINT WORKSHEET



# COMBINATION RATINGS

UNIT SIZE—SERIES	INDOOR MODEL	COOLING CAPACITY	ARI STANDARD RATINGS†										
			Cooling				Heating				HSPF	Furnace Model	
			Factory Enhance	Standard Rating	SEER TDR	EER	High Temp		Low Temp				
E Capacity	E COP	H Capacity					H COP						
25HPA4 18–30	*FX4CNF018	17,800	TDR&TXV	14.00		11.5	18,000	3.62	10,400	2.34	8.2		
	FE4ANF002	18,000	TDR&TXV	15.50		12.50	17,800	3.68	10,300	2.38	8.3		
	FF1ENP018	17,400	TDR&TXV	13.20		10.90	18,000	3.40	10,800	2.22	7.9		
	FF1ENP024	17,700	TDR&TXV	13.50		11.00	18,000	3.46	10,900	2.24	8.0		
	FV4BNF002	18,000	TDR&TXV	15.50		12.50	17,800	3.68	10,300	2.38	8.3		
	FX4CNF024	18,000	TDR&TXV	15.00		12.00	18,000	3.66	10,400	2.38	8.3		
	FY4ANF018	17,400	TDR&TXV	13.00		10.80	18,000	3.40	10,900	2.20	8.0		
	FY4ANF024	17,600	TDR&TXV	13.20		10.90	18,000	3.40	10,900	2.22	8.0		
	CAP**1814A**	17,300	TDR&TXV	14.50		11.70	17,400	3.36	10,100	2.26	7.7	58CV(A,X)070–12	
	CAP**1814A**	17,400	TXV			13.20	10.80	18,000	3.34	10,800	2.20	7.7	
	CAP**2414A**	17,600	TDR&TXV	15.00		12.00	17,600	3.52	10,200	2.32	8.0	58CV(A,X)070–12	
	CAP**2414A**	17,800	TXV			13.50	11.20	18,000	3.50	10,900	2.26	8.0	
	CAP**2417A**	17,700	TDR&TXV	15.00		12.00	17,600	3.54	10,200	2.34	8.1	58CV(A,X)090–16	
	CAP**2417A**	17,700	TDR&TXV	15.00		12.00	17,600	3.54	10,200	2.32	8.1	58MVB060–14	
	CAP**2417A**	17,800	TXV			13.50	11.20	18,000	3.50	10,900	2.26	8.0	
	CNPF*2418A**	17,800	TXV			13.50	11.20	18,000	3.56	10,900	2.28	8.1	
	CNPH*2417A**	17,600	TDR&TXV	15.00		12.00	17,600	3.56	10,300	2.34	8.1	58CV(A,X)070–12	
	CNPH*2417A**	17,700	TDR&TXV	15.00		12.00	17,600	3.60	10,300	2.34	8.2	58CV(A,X)090–16	
	CNPH*2417A**	17,600	TDR&TXV	14.50		11.70	17,700	3.56	10,400	2.38	8.2	58MVB040–14	
	CNPH*2417A**	17,700	TDR&TXV	15.00		12.00	17,600	3.58	10,300	2.34	8.2	58MVB060–14	
	CNPH*2417A**	17,700	TDR&TXV	15.00		12.00	17,600	3.60	10,300	2.34	8.2	58MVB080–14	
	CNPH*2417A**	17,800	TXV			13.50	11.20	18,000	3.56	10,900	2.28	8.1	
	CNPV*1814A**	17,300	TDR&TXV	15.00		12.00	17,400	3.50	10,200	2.30	8.0	58CV(A,X)070–12	
	CNPV*1814A**	17,400	TXV			13.50	11.00	18,000	3.50	10,900	2.26	8.0	
	CNPV*2414A**	17,600	TDR&TXV	15.00		12.00	17,600	3.56	10,200	2.34	8.1	58CV(A,X)070–12	
	CNPV*2414A**	17,700	TXV			13.50	11.20	18,000	3.56	10,900	2.26	8.1	
	CNPV*2417A**	17,700	TDR&TXV	15.00		12.00	17,600	3.60	10,300	2.34	8.2	58CV(A,X)090–16	
	CNPV*2417A**	17,700	TDR&TXV	15.00		12.00	17,600	3.58	10,300	2.34	8.2	58MVB060–14	
	CNPV*2417A**	17,800	TXV			13.50	11.20	18,000	3.56	10,900	2.26	8.1	
	CSPH*2412A**	17,600	TDR&TXV	15.00		12.00	17,600	3.54	10,300	2.34	8.1	58CV(A,X)070–12	
	CSPH*2412A**	17,600	TDR&TXV	15.00		12.00	17,600	3.58	10,300	2.34	8.2	58CV(A,X)090–16	
	CSPH*2412A**	17,600	TDR&TXV	14.50		11.80	17,700	3.56	10,400	2.38	8.2	58MVB040–14	
	CSPH*2412A**	17,600	TDR&TXV	15.00		12.00	17,600	3.56	10,300	2.34	8.1	58MVB060–14	
	CSPH*2412A**	17,600	TDR&TXV	15.00		12.00	17,600	3.58	10,300	2.34	8.2	58MVB080–14	
	CSPH*2412A**	17,800	TXV			13.50	11.20	18,000	3.56	10,900	2.28	8.1	
	24–30	*FX4CNF024	23,400	TDR&TXV	14.00		11.50	23,800	3.64	14,600	2.58	8.3	
		FE4ANF002	23,600	TDR&TXV	14.50		11.70	23,000	3.72	14,400	2.64	8.5	
		FE4ANF003	23,800	TDR&TXV	15.00		12.00	22,400	3.68	14,300	2.66	8.5	
		FF1ENP024	23,200	TDR&TXV	13.00		10.70	24,200	3.48	15,100	2.46	8.0	
		FF1ENP030	23,200	TDR&TXV	13.00		10.80	24,200	3.48	15,100	2.46	8.0	
FV4BNF002		23,600	TDR&TXV	14.50		11.70	23,000	3.72	14,400	2.64	8.5		
FV4BNF003		23,800	TDR&TXV	15.00		12.00	22,400	3.68	14,300	2.66	8.5		
FX4CNF030		23,800	TDR&TXV	14.50		11.70	23,200	3.72	14,600	2.66	8.5		
FY4ANF024		23,000	TDR&TXV	13.00		10.50	24,200	3.48	15,000	2.46	8.0		
FY4ANF030		23,400	TDR&TXV	13.20		11.00	23,600	3.52	15,100	2.52	8.2		
CAP**2414A**		23,200	TDR&TXV	14.00		11.50	24,200	3.64	14,300	2.56	8.3	58CV(A,X)070–12	
CAP**2414A**		23,200	TXV			13.00	10.80	24,400	3.52	15,100	2.50	8.2	
CAP**2417A**		23,200	TDR&TXV	14.50		11.70	24,000	3.68	14,300	2.60	8.3	58CV(A,X)090–16	
CAP**2417A**		23,200	TDR&TXV	14.50		11.70	24,200	3.68	14,300	2.58	8.3	58MVB060–14	
CAP**2417A**		23,200	TXV			13.00	10.80	24,400	3.52	15,100	2.48	8.2	
CAP**3014A**		23,400	TDR&TXV	14.50		11.70	22,800	3.56	14,400	2.58	8.2	58CV(A,X)070–12	
CAP**3014A**		23,600	TXV			13.00	10.80	22,400	3.38	15,100	2.50	8.0	
CAP**3017A**		23,400	TDR&TXV	14.50		11.70	22,800	3.60	14,300	2.62	8.3	58CV(A,X)090–16	
CAP**3017A**		23,400	TDR&TXV	14.50		11.70	22,800	3.58	14,300	2.60	8.3	58MVB060–14	
CAP**3017A**		23,600	TXV			13.00	10.80	22,400	3.38	15,100	2.50	8.0	
CNPF*2418A**		23,200	TXV			13.00	10.80	24,200	3.60	15,200	2.52	8.3	
CNPH*2417A**		23,000	TDR&TXV	14.00		11.50	24,400	3.74	14,400	2.58	8.4	58CV(A,X)070–12	
CNPH*2417A**		23,200	TDR&TXV	14.50		11.80	24,200	3.76	14,400	2.60	8.5	58CV(A,X)090–16	
CNPH*2417A**		23,200	TDR&TXV	14.00		11.50	24,200	3.76	14,400	2.60	8.4	58CV(A,X)110–20	
CNPH*2417A**		23,200	TDR&TXV	14.00		11.50	24,200	3.76	14,400	2.60	8.5	58CV(A,X)135–22	
CNPH*2417A**		23,000	TDR&TXV	14.00		11.50	24,000	3.76	14,400	2.60	8.6	58CV(A,X)155–22	

See notes on pg. 17

# COMBINATION RATINGS (CONT)

UNIT SIZE—SERIES	INDOOR MODEL	COOLING CAPACITY	ARI STANDARD RATINGS†										
			Cooling				Heating				HSPF	Furnace Model	
			Factory Enhance	Standard Rating	SEER TDR	EER	High Temp		Low Temp				
E Capacity	E COP	H Capacity					H COP						
24—30	CNPH*2417A**	23,000	TDR&TXV	14.00		11.50	24,000	3.74	14,500	2.60	8.6	58MVB040—14	
	CNPH*2417A**	23,200	TDR&TXV	14.00		11.50	24,200	3.74	14,400	2.60	8.4	58MVB060—14	
	CNPH*2417A**	23,200	TDR&TXV	14.00		11.50	24,200	3.74	14,400	2.60	8.4	58MVB080—14	
	CNPH*2417A**	23,200	TDR&TXV	14.00		11.50	24,200	3.76	14,400	2.60	8.5	58MVB100—20	
	CNPH*2417A**	23,000	TDR&TXV	14.00		11.50	24,400	3.72	14,400	2.58	8.4	58MVB120—20	
	CNPH*2417A**	23,200	TXV			13.00	10.80	24,200	3.60	15,200	2.52	8.3	
	CNPH*3017A**	23,400	TDR&TXV	14.50		11.70	22,800	3.58	14,300	2.60	8.3	58CV(A,X)070—12	
	CNPH*3017A**	23,600	TDR&TXV	14.50		11.70	22,600	3.60	14,300	2.62	8.3	58CV(A,X)090—16	
	CNPH*3017A**	23,600	TDR&TXV	14.50		11.70	22,600	3.60	14,400	2.60	8.3	58CV(A,X)110—20	
	CNPH*3017A**	23,600	TDR&TXV	14.50		11.70	22,600	3.60	14,400	2.62	8.3	58CV(A,X)135—22	
	CNPH*3017A**	23,400	TDR&TXV	14.50		11.70	22,800	3.60	14,300	2.62	8.5	58CV(A,X)155—22	
	CNPH*3017A**	23,400	TDR&TXV	14.50		11.70	22,800	3.58	14,400	2.60	8.5	58MVB040—14	
	CNPH*3017A**	23,400	TDR&TXV	14.50		11.70	22,600	3.58	14,300	2.60	8.3	58MVB060—14	
	CNPH*3017A**	23,400	TDR&TXV	14.50		11.70	22,600	3.58	14,400	2.60	8.3	58MVB080—14	
	CNPH*3017A**	23,400	TDR&TXV	14.50		11.70	22,600	3.58	14,400	2.60	8.3	58MVB080—20	
	CNPH*3017A**	23,600	TDR&TXV	14.50		11.70	22,600	3.60	14,400	2.62	8.3	58MVB100—20	
	CNPH*3017A**	23,400	TDR&TXV	14.50		11.70	22,800	3.58	14,300	2.60	8.3	58MVB120—20	
	CNPH*3017A**	23,600	TXV			13.20	10.80	22,200	3.36	15,100	2.50	8.0	
	CNPV*2414A**	23,000	TDR&TXV	14.00		11.50	24,200	3.74	14,400	2.58	8.4	58CV(A,X)070—12	
	CNPV*2414A**	23,200	TXV			13.00	10.80	24,200	3.60	15,200	2.52	8.3	
	CNPV*2417A**	23,200	TDR&TXV	14.50		11.70	24,200	3.76	14,400	2.60	8.5	58CV(A,X)090—16	
	CNPV*2417A**	23,200	TDR&TXV	14.00		11.50	24,200	3.74	14,400	2.60	8.4	58MVB060—14	
	CNPV*2417A**	23,200	TXV			13.00	10.80	24,200	3.60	15,200	2.52	8.3	
	CNPV*3014A**	23,400	TDR&TXV	14.50		11.70	22,800	3.56	14,400	2.58	8.2	58CV(A,X)070—12	
	CNPV*3014A**	23,600	TXV			13.20	10.90	22,200	3.36	15,100	2.50	8.0	
	CNPV*3017A**	23,400	TDR&TXV	14.50		11.70	22,600	3.60	14,300	2.62	8.3	58CV(A,X)090—16	
	CNPV*3017A**	23,400	TDR&TXV	14.50		11.70	22,600	3.58	14,300	2.60	8.3	58MVB060—14	
	CNPV*3017A**	23,600	TXV			13.20	10.80	22,200	3.36	15,100	2.50	8.0	
	CSPH*2412A**	23,200	TDR&TXV	14.50		11.70	23,600	3.68	14,400	2.60	8.4	58CV(A,X)070—12	
	CSPH*2412A**	23,200	TDR&TXV	14.50		11.70	23,600	3.72	14,400	2.62	8.4	58CV(A,X)090—16	
	CSPH*2412A**	23,200	TDR&TXV	14.50		11.50	23,600	3.70	14,500	2.60	8.4	58CV(A,X)110—20	
	CSPH*2412A**	23,200	TDR&TXV	14.50		11.70	23,600	3.70	14,500	2.60	8.4	58CV(A,X)135—22	
	CSPH*2412A**	23,400	TDR&TXV	14.50		11.70	23,800	3.70	14,500	2.60	8.6	58CV(A,X)155—22	
	CSPH*2412A**	23,400	TDR&TXV	14.00		11.20	23,800	3.70	14,500	2.60	8.6	58MVB040—14	
	CSPH*2412A**	23,200	TDR&TXV	14.50		11.70	23,600	3.70	14,400	2.60	8.4	58MVB060—14	
	CSPH*2412A**	23,200	TDR&TXV	14.50		11.50	23,600	3.70	14,500	2.60	8.4	58MVB080—14	
	CSPH*2412A**	23,200	TDR&TXV	14.50		11.70	23,600	3.70	14,500	2.60	8.4	58MVB080—20	
	CSPH*2412A**	23,200	TDR&TXV	14.50		11.70	23,600	3.70	14,500	2.60	8.4	58MVB100—20	
	CSPH*2412A**	23,200	TDR&TXV	14.00		11.50	23,600	3.68	14,500	2.58	8.4	58MVB120—20	
	CSPH*2412A**	23,200	TXV			13.20	10.80	23,400	3.54	15,200	2.54	8.2	
	CSPH*3012A**	23,400	TDR&TXV	14.50		11.70	22,000	3.56	14,400	2.58	8.0	58CV(A,X)070—12	
	CSPH*3012A**	23,600	TDR&TXV	14.50		11.70	22,000	3.58	14,400	2.60	8.0	58CV(A,X)090—16	
	CSPH*3012A**	23,600	TDR&TXV	14.50		11.70	22,000	3.58	14,400	2.60	8.0	58CV(A,X)110—20	
	CSPH*3012A**	23,600	TDR&TXV	14.50		11.70	22,000	3.58	14,400	2.60	8.0	58CV(A,X)135—22	
	CSPH*3012A**	23,600	TDR&TXV	14.50		11.70	22,000	3.58	14,400	2.60	8.0	58CV(A,X)155—22	
CSPH*3012A**	23,400	TDR&TXV	14.50		11.70	22,000	3.56	14,400	2.60	8.0	58MVB040—14		
CSPH*3012A**	23,600	TDR&TXV	14.50		11.70	22,000	3.56	14,400	2.60	8.0	58MVB060—14		
CSPH*3012A**	23,600	TDR&TXV	14.50		11.70	22,000	3.56	14,400	2.60	8.0	58MVB080—14		
CSPH*3012A**	23,600	TDR&TXV	14.50		11.70	22,000	3.56	14,400	2.60	8.0	58MVB080—20		
CSPH*3012A**	23,600	TDR&TXV	14.50		11.70	22,000	3.58	14,400	2.60	8.0	58MVB100—20		
CSPH*3012A**	23,400	TDR&TXV	14.50		11.70	22,000	3.56	14,400	2.58	8.0	58MVB120—20		
CSPH*3012A**	23,600	TXV			13.20	10.80	21,400	3.32	15,200	2.52	7.8		
30—30	*FX4CNF030	28,200	TDR&TXV	14.00		11.70	30,000	3.70	17,900	2.52	8.6		
	FE4ANF002	28,200	TDR&TXV	15.00		12.00	29,600	3.72	17,700	2.54	8.6		
	FE4ANF003	28,400	TDR&TXV	15.00		12.00	29,400	3.72	17,500	2.56	8.6		
	FE4ANF005	29,200	TDR&TXV	15.50		13.00	29,000	3.90	17,700	2.64	9.0		
	FF1ENP030	27,800	TDR&TXV	13.50		11.20	30,400	3.50	18,300	2.40	8.2		
	FF1ENP036	28,200	TDR&TXV	13.50		11.20	30,400	3.54	18,400	2.44	8.3		
	FV4BNF002	28,200	TDR&TXV	15.00		12.00	29,600	3.72	17,700	2.54	8.6		
	FV4BNF003	28,400	TDR&TXV	15.00		12.00	29,400	3.72	17,500	2.56	8.6		
	FV4BNF005	29,200	TDR&TXV	15.50		13.00	29,000	3.90	17,700	2.64	9.0		
	FX4CN(B,F)036	28,600	TDR&TXV	14.50		11.70	30,200	3.72	18,000	2.54	8.7		
	FY4ANF030	27,800	TDR&TXV	13.50		11.20	30,400	3.56	18,400	2.42	8.3		
	FY4ANF036	28,200	TDR&TXV	13.20		11.00	30,600	3.54	18,600	2.42	8.3		
	CAP**3014A**	28,000	TDR&TXV	14.50		11.70	29,400	3.56	17,700	2.48	8.3	58CV(A,X)070—12	
	CAP**3014A**	28,000	TXV			13.50	11.20	30,400	3.52	18,500	2.44	8.3	
	CAP**3017A**	28,000	TDR&TXV	15.00		12.00	29,400	3.60	17,500	2.52	8.4	58CV(A,X)090—16	
	CAP**3017A**	28,000	TDR&TXV	14.50		11.70	29,400	3.58	17,600	2.50	8.3	58MVB060—14	
	CAP**3017A**	28,000	TXV			13.50	11.20	30,400	3.52	18,500	2.44	8.3	

25HPA4

See notes on pg. 17



# COMBINATION RATINGS (CONT)

UNIT SIZE—SERIES	INDOOR MODEL	COOL-ING CA-PACITY	ARI STANDARD RATINGS†										
			Cooling				Heating				HSPF	Furnace Model	
			Factory Enhance	Standard Rating	SEER TDR	EER	High Temp		Low Temp				
E Capacity	E COP	H Capacity					H COP						
30-30	CSPH*3612A**	28,600	TDR&TXV	15.00		12.00	29,800	3.72	17,700	2.54	8.6	58MVB040-14	
	CSPH*3612A**	28,600	TDR&TXV	15.00		12.00	29,600	3.72	17,700	2.54	8.6	58MVB060-14	
	CSPH*3612A**	28,600	TDR&TXV	15.00		12.00	29,800	3.72	17,700	2.54	8.6	58MVB080-14	
	CSPH*3612A**	28,600	TDR&TXV	15.00		12.00	29,800	3.74	17,700	2.56	8.7	58MVB100-20	
	CSPH*3612A**	28,600	TDR&TXV	15.00		12.00	29,600	3.72	17,600	2.56	8.6	58MVB120-20	
	CSPH*3612A**	28,800	TXV			14.00	11.70	30,800	3.70	18,600	2.48	8.6	
36-30	*FX4CN(B,F)042	36,000	TDR&TXV	14.00		11.50	36,000	3.60	23,600	2.54	8.2		
	FE4ANF002	36,000	TDR&TXV	13.50		11.20	36,000	3.34	23,200	2.46	7.7		
	FE4ANF003	36,000	TDR&TXV	14.00		11.50	36,000	3.36	23,000	2.48	7.7		
	FE4ANF005	36,000	TDR&TXV	14.50		11.70	36,000	3.62	23,200	2.58	8.2		
	FF1ENP036	36,000	TDR&TXV	13.00		10.80	36,000	3.26	23,600	2.38	7.7		
	FV4BNF002	36,000	TDR&TXV	13.50		11.20	36,000	3.34	23,200	2.46	7.7		
	FV4BNF003	36,000	TDR&TXV	14.00		11.50	36,000	3.36	23,000	2.48	7.7		
	FV4BNF005	36,000	TDR&TXV	14.50		11.70	36,000	3.62	23,200	2.58	8.2		
	FX4CN(B,F)036	36,000	TDR&TXV	13.50		11.20	36,000	3.44	23,400	2.50	7.9		
	FX4CN(B,F)042	36,000	TDR&TXV	14.00		11.50	36,000	3.60	23,600	2.54	8.2		
	FY4ANF036	36,000	TDR&TXV	13.00		10.80	36,000	3.20	23,600	2.34	7.4		
	CAP**3614A**	36,000	TDR&TXV	13.50		11.20	36,000	3.26	23,200	2.42	7.7	58CV(A,X)070-12	
	CAP**3614A**	35,000	TXV			13.00	10.80	35,000	3.26	23,800	2.38	7.7	
	CAP**3617A**	36,000	TDR&TXV	13.50		11.20	36,000	3.30	23,000	2.44	7.7	58CV(A,X)090-16	
	CAP**3617A**	36,000	TDR&TXV	13.50		11.20	36,000	3.28	23,000	2.44	7.7	58MVB060-14	
	CAP**3617A**	36,000	TXV			13.00	10.80	36,000	3.32	24,000	2.40	7.7	
	CAP**3621A**	36,000	TDR&TXV	13.50		11.20	36,000	3.32	23,000	2.46	7.7	58CV(A,X)110-20	
	CAP**3621A**	36,000	TDR&TXV	13.20		11.00	36,000	3.36	23,600	2.46	7.8	58MVB080-14	
	CAP**3621A**	36,000	TDR&TXV	13.50		11.20	36,000	3.40	23,600	2.48	7.8	58MVB080-20	
	CAP**3621A**	36,000	TDR&TXV	13.50		11.20	36,000	3.30	23,000	2.44	7.7	58MVB100-20	
	CAP**3621A**	36,000	TXV			13.00	10.80	36,000	3.32	24,000	2.40	7.7	
	CAP**4221A**	36,000	TDR&TXV	14.00		11.50	36,000	3.36	24,000	2.42	7.8	58CV(A,X)110-20	
	CAP**4221A**	36,000	TDR&TXV	13.50		11.20	36,000	3.48	23,600	2.50	7.8	58MVB080-14	
	CAP**4221A**	36,000	TDR&TXV	13.50		11.20	36,000	3.34	23,000	2.46	8.0	58MVB080-20	
	CAP**4221A**	36,000	TDR&TXV	13.50		11.20	36,000	3.38	23,000	2.48	7.8	58MVB100-20	
	CAP**4221A**	36,000	TXV			13.00	10.80	36,000	3.38	24,000	2.42	7.8	
	CAP**4224A**	36,000	TDR&TXV	14.00		11.50	36,000	3.38	23,000	2.50	7.8	58CV(A,X)135-22	
	CAP**4224A**	36,000	TDR&TXV	14.00		11.50	36,000	3.40	22,800	2.50	7.8	58CV(A,X)155-22	
	CAP**4224A**	36,000	TDR&TXV	13.50		11.30	36,000	3.42	23,600	2.48	7.7	58MVB040-14	
	CAP**4224A**	36,000	TDR&TXV	13.50		11.20	36,000	3.50	23,400	2.52	8.0	58MVB120-20	
	CAP**4224A**	36,000	TXV			13.00	10.80	36,000	3.34	23,400	2.46	7.8	
	CNPF*3618A**	36,000	TXV			13.00	10.80	36,000	3.30	24,000	2.40	7.7	
	CNPH*3617A**	36,000	TDR&TXV	13.20		11.00	36,000	3.32	23,800	2.42	7.7	58CV(A,X)070-12	
	CNPH*3617A**	36,000	TDR&TXV	13.50		11.20	36,000	3.38	23,400	2.46	7.8	58CV(A,X)090-16	
	CNPH*3617A**	36,000	TDR&TXV	13.50		11.20	36,000	3.28	23,000	2.44	7.7	58CV(A,X)110-20	
	CNPH*3617A**	36,000	TDR&TXV	13.50		11.20	36,000	3.28	23,000	2.44	7.7	58CV(A,X)135-22	
CNPH*3617A**	36,000	TDR&TXV	13.50		11.20	36,000	3.30	23,000	2.44	7.7	58CV(A,X)155-22		
CNPH*3617A**	36,000	TDR&TXV	13.20		11.00	36,000	3.24	23,400	2.42	7.5	58MVB040-14		
CNPH*3617A**	36,000	TDR&TXV	13.20		11.20	36,000	3.36	23,600	2.44	7.8	58MVB060-14		
CNPH*3617A**	36,000	TDR&TXV	13.00		11.00	36,000	3.32	23,800	2.42	7.7	58MVB080-14		
CNPH*3617A**	36,000	TDR&TXV	13.20		11.00	36,000	3.36	23,600	2.44	7.8	58MVB080-20		
CNPH*3617A**	36,000	TDR&TXV	13.50		11.20	36,000	3.26	23,000	2.42	7.7	58MVB100-20		
CNPH*3617A**	36,000	TDR&TXV	13.50		11.20	36,000	3.36	23,400	2.46	7.8	58MVB120-20		
CNPH*3617A**	36,000	TXV			13.00	10.80	36,000	3.30	24,000	2.40	7.7		
CNPH*4221A**	36,000	TDR&TXV	13.50		11.20	36,000	3.50	23,600	2.50	8.0	58CV(A,X)070-12		
CNPH*4221A**	36,000	TDR&TXV	14.00		11.50	36,000	3.54	23,400	2.54	8.1	58CV(A,X)090-16		
CNPH*4221A**	36,000	TDR&TXV	14.00		11.50	36,000	3.42	23,000	2.50	7.8	58CV(A,X)110-20		
CNPH*4221A**	36,000	TDR&TXV	14.00		11.50	36,000	3.42	22,800	2.52	7.8	58CV(A,X)135-22		
CNPH*4221A**	36,000	TDR&TXV	14.50		11.70	36,000	3.44	22,800	2.52	7.9	58CV(A,X)155-22		
CNPH*4221A**	36,000	TDR&TXV	13.50		11.50	36,000	3.38	23,200	2.48	7.8	58MVB040-14		
CNPH*4221A**	36,000	TDR&TXV	13.50		11.20	36,000	3.52	23,400	2.52	8.0	58MVB060-14		
CNPH*4221A**	36,000	TDR&TXV	13.50		11.20	36,000	3.48	23,600	2.50	8.0	58MVB080-14		
CNPH*4221A**	36,000	TDR&TXV	13.50		11.20	36,000	3.50	23,400	2.52	8.0	58MVB080-20		
CNPH*4221A**	36,000	TDR&TXV	14.00		11.50	36,000	3.38	23,000	2.48	7.8	58MVB100-20		
CNPH*4221A**	36,000	TDR&TXV	14.00		11.50	36,000	3.54	23,200	2.54	8.1	58MVB120-20		
CNPH*4221A**	36,000	TXV			13.00	10.80	36,000	3.40	24,000	2.42	7.8		
CNPV*3617A**	36,000	TDR&TXV	13.50		11.20	36,000	3.38	23,600	2.46	7.8	58CV(A,X)090-16		
CNPV*3617A**	36,000	TDR&TXV	13.20		11.00	36,000	3.36	23,600	2.44	7.8	58MVB060-14		
CNPV*3617A**	36,000	TXV			13.00	10.80	36,000	3.30	24,000	2.40	7.7		

25HPA4

See notes on pg. 17

# COMBINATION RATINGS (CONT)

UNIT SIZE—SERIES	INDOOR MODEL	COOLING CAPACITY	ARI STANDARD RATINGS†										
			Cooling				Heating				HSPF	Furnace Model	
			Factory Enhance	Standard Rating	SEER TDR	EER	High Temp		Low Temp				
E Capacity	E COP	H Capacity					H COP						
25HPA4 36—30	CNPV*3621A**	36,000	TDR&TXV	13.50		11.20	36,000	3.28	23,000	2.44	7.7	58CV(A,X)110—20	
	CNPV*3621A**	36,000	TDR&TXV	13.00		11.00	36,000	3.32	23,600	2.42	7.7	58MVB080—14	
	CNPV*3621A**	36,000	TDR&TXV	13.20		11.00	36,000	3.36	23,600	2.44	7.8	58MVB080—20	
	CNPV*3621A**	36,000	TDR&TXV	13.50		11.20	36,000	3.26	23,000	2.42	7.7	58MVB100—20	
	CNPV*3621A**	36,000	TXV			13.00	10.80	36,000	3.30	24,000	2.40	7.7	
	CNPV*4221A**	36,000	TDR&TXV	14.00			11.50	36,000	3.42	23,000	2.50	7.8	58CV(A,X)110—20
	CNPV*4221A**	36,000	TDR&TXV	13.50			11.20	36,000	3.48	23,600	2.50	8.0	58MVB080—14
	CNPV*4221A**	36,000	TDR&TXV	13.50			11.20	36,000	3.52	23,400	2.52	8.0	58MVB080—20
	CNPV*4221A**	36,000	TDR&TXV	14.00			11.50	36,000	3.38	23,000	2.48	7.8	58MVB100—20
	CNPV*4221A**	36,000	TXV			13.00	10.80	36,000	3.40	24,000	2.42	7.8	
	CSPH*3612A**	36,000	TDR&TXV	13.50			11.20	36,000	3.52	23,800	2.50	8.0	58CV(A,X)070—12
	CSPH*3612A**	36,000	TDR&TXV	14.00			11.50	36,000	3.58	23,600	2.54	8.1	58CV(A,X)090—16
	CSPH*3612A**	36,000	TDR&TXV	14.00			11.50	36,000	3.44	23,200	2.50	7.9	58CV(A,X)110—20
	CSPH*3612A**	36,000	TDR&TXV	14.00			11.50	36,000	3.44	23,200	2.52	7.9	58CV(A,X)135—22
	CSPH*3612A**	36,000	TDR&TXV	14.00			11.50	36,000	3.46	23,000	2.52	7.9	58CV(A,X)155—22
	CSPH*3612A**	36,000	TDR&TXV	13.50			11.50	36,000	3.42	23,400	2.48	7.8	58MVB040—14
	CSPH*3612A**	36,000	TDR&TXV	13.50			11.20	36,000	3.56	23,600	2.52	8.1	58MVB060—14
	CSPH*3612A**	36,000	TDR&TXV	13.50			11.20	36,000	3.50	23,800	2.50	8.0	58MVB080—14
	CSPH*3612A**	36,000	TDR&TXV				11.20	36,000	3.54	23,800	2.52	8.1	58MVB080—20
	CSPH*3612A**	36,000	TDR&TXV	14.00			11.50	36,000	3.42	23,200	2.50	7.8	58MVB100—20
	CSPH*3612A**	36,000	TDR&TXV	13.50			11.20	36,000	3.58	23,600	2.54	8.1	58MVB120—20
	CSPH*3612A**	36,000	TXV			13.00	10.80	36,000	3.48	24,200	2.46	7.9	
	CSPH*4212A**	36,000	TDR&TXV	13.50			11.20	36,000	3.60	23,800	2.52	8.2	58CV(A,X)070—12
	CSPH*4212A**	36,000	TDR&TXV	14.00			11.50	36,000	3.66	23,600	2.58	8.3	58CV(A,X)090—16
	CSPH*4212A**	36,000	TDR&TXV	14.00			11.50	36,000	3.50	23,200	2.52	8.0	58CV(A,X)110—20
	CSPH*4212A**	36,000	TDR&TXV	14.00			11.50	36,000	3.48	23,200	2.54	8.0	58CV(A,X)135—22
	CSPH*4212A**	36,000	TDR&TXV	14.00			11.50	36,000	3.52	23,000	2.54	8.0	58CV(A,X)155—22
	CSPH*4212A**	36,000	TDR&TXV	13.50			11.00	36,000	3.48	23,400	2.50	8.0	58MVB040—14
	CSPH*4212A**	36,000	TDR&TXV	13.50			11.20	36,000	3.62	23,800	2.54	8.2	58MVB060—14
	CSPH*4212A**	36,000	TDR&TXV	13.50			11.20	36,000	3.58	23,800	2.52	8.1	58MVB080—14
	CSPH*4212A**	36,000	TDR&TXV	13.50			11.20	36,000	3.62	23,800	2.54	8.2	58MVB080—20
	CSPH*4212A**	36,000	TDR&TXV	14.00			11.50	36,000	3.46	23,200	2.52	7.9	58MVB100—20
	CSPH*4212A**	36,000	TDR&TXV	14.00			11.50	36,000	3.64	23,600	2.56	8.2	58MVB120—20
	CSPH*4212A**	36,000	TXV			13.20	11.00	36,000	3.54	24,200	2.48	8.0	
	*FX4CN(B,F)042	42,000	TDR&TXV	14.00			11.50	42,000	3.62	28,000	2.66	8.4	
	FE4ANB006	42,000	TDR&TXV	15.00			12.00	42,000	3.68	27,400	2.78	8.8	
FE4ANF003	41,000	TDR&TXV	14.00			11.50	42,000	3.40	27,200	2.60	8.0		
FE4ANF005	42,000	TDR&TXV	14.50			11.70	42,000	3.66	27,400	2.72	8.5		
FV4BNB006	42,000	TDR&TXV	15.00			12.00	40,500	3.68	27,400	2.78	8.8		
FV4BNF003	41,000	TDR&TXV	14.00			11.50	42,000	3.40	27,200	2.60	8.0		
FV4BNF005	42,000	TDR&TXV	14.50			11.70	42,000	3.66	27,400	2.72	8.5		
FX4CN(B,F)048	42,000	TDR&TXV	14.50			11.50	42,000	3.70	27,800	2.76	8.7		
FY4ANF042	41,500	TDR&TXV	13.00			10.80	42,000	3.46	28,600	2.56	8.0		
FY4ANF048	42,000	TDR&TXV	13.20			11.20	42,000	3.50	28,600	2.60	8.2		
CAP**4221A**	41,000	TDR&TXV	14.00			11.20	42,000	3.42	27,200	2.60	8.1	58CV(A,X)110—20	
CAP**4221A**	40,500	TDR&TXV	13.50			11.20	42,000	3.34	27,400	2.54	7.9	58MVB080—14	
CAP**4221A**	41,000	TDR&TXV	13.50			11.20	42,000	3.38	27,400	2.58	8.0	58MVB080—20	
CAP**4221A**	41,000	TDR&TXV	13.50			11.20	42,000	3.40	27,400	2.58	8.0	58MVB100—20	
CAP**4221A**	41,000	TXV			13.00	10.80	42,000	3.44	28,400	2.54	8.1		
CAP**4224A**	41,000	TDR&TXV	14.00			11.50	42,000	3.44	27,200	2.62	8.2	58CV(A,X)135—22	
CAP**4224A**	41,000	TDR&TXV	14.00			11.50	42,000	3.44	27,000	2.62	8.2	58CV(A,X)155—22	
CAP**4224A**	40,500	TDR&TXV	13.50			11.20	42,000	3.34	27,400	2.56	7.9	58MVB040—14	
CAP**4224A**	41,000	TDR&TXV	14.00			11.20	42,000	3.38	27,200	2.58	8.0	58MVB120—20	
CAP**4224A**	41,000	TXV			13.00	10.80	42,000	3.44	28,400	2.54	8.1		
CAP**4817A**	42,000	TDR&TXV	14.00			11.50	42,000	3.60	27,600	2.68	8.5	58CV(A,X)090—16	
CAP**4817A**	42,000	TDR&TXV	14.00			11.50	42,000	3.58	27,600	2.66	8.4	58MVB060—14	
CAP**4817A**	42,000	TXV			13.20	11.00	42,000	3.58	28,600	2.64	8.4		
CAP**4821A**	41,500	TDR&TXV	14.00			11.50	42,000	3.58	27,400	2.66	8.4	58CV(A,X)110—20	
CAP**4821A**	41,500	TDR&TXV	13.50			11.20	42,000	3.50	27,600	2.60	8.2	58MVB080—14	
CAP**4821A**	41,500	TDR&TXV	14.00			11.20	42,000	3.54	27,600	2.64	8.3	58MVB080—20	
CAP**4821A**	41,500	TDR&TXV	14.00			11.50	42,000	3.56	27,400	2.64	8.4	58MVB100—20	
CAP**4821A**	42,000	TXV			13.20	11.00	42,000	3.56	28,600	2.62	8.4		
CAP**4824A**	42,000	TDR&TXV	14.50			11.70	42,000	3.62	27,200	2.68	8.5	58CV(A,X)135—22	
CAP**4824A**	42,000	TDR&TXV	14.50			11.70	42,000	3.60	27,200	2.68	8.5	58CV(A,X)155—22	
CAP**4824A**	41,500	TDR&TXV	13.50			11.20	42,000	3.52	27,600	2.62	8.3	58MVB040—14	
CAP**4824A**	41,500	TDR&TXV	14.00			11.50	42,000	3.56	27,400	2.64	8.3	58MVB120—20	
CAP**4824A**	42,000	TXV			13.20	11.00	42,000	3.56	28,600	2.62	8.4		

See notes on pg. 17

# COMBINATION RATINGS (CONT)

UNIT SIZE—SERIES	INDOOR MODEL	COOLING CAPACITY	ARI STANDARD RATINGS†									
			Cooling				Heating				HSPF	Furnace Model
			Factory Enhance	Standard Rating	SEER TDR	EER	High Temp		Low Temp			
E Capacity	E COP	H Capacity					H COP					
42-30	CNPF*4818A**	42,000	TXV		13.20	11.00	42,000	3.52	28,400	2.58	8.3	
	CNPH*4221A**	41,000	TDR&TXV	13.50		11.20	42,000	3.38	27,400	2.58	8.0	58CV(A,X)070-12
	CNPH*4221A**	41,000	TDR&TXV	14.00		11.50	42,000	3.42	27,200	2.62	8.1	58CV(A,X)090-16
	CNPH*4221A**	41,000	TDR&TXV	14.00		11.50	42,000	3.46	27,000	2.64	8.2	58CV(A,X)110-20
	CNPH*4221A**	41,500	TDR&TXV	14.50		11.70	42,000	3.48	27,000	2.66	8.2	58CV(A,X)135-22
	CNPH*4221A**	41,500	TDR&TXV	14.50		11.70	42,000	3.46	27,000	2.66	8.2	58CV(A,X)155-22
	CNPH*4221A**	41,000	TDR&TXV	14.00		11.20	42,000	3.38	27,200	2.58	8.0	58MVB040-14
	CNPH*4221A**	41,000	TDR&TXV	14.00		11.20	42,000	3.40	27,200	2.60	8.0	58MVB060-14
	CNPH*4221A**	41,000	TDR&TXV	13.50		11.20	42,000	3.38	27,400	2.58	8.0	58MVB080-14
	CNPH*4221A**	41,000	TDR&TXV	14.00		11.50	42,000	3.40	27,200	2.60	8.0	58MVB080-20
	CNPH*4221A**	41,000	TDR&TXV	14.00		11.50	42,000	3.44	27,200	2.62	8.1	58MVB100-20
	CNPH*4221A**	41,500	TDR&TXV	14.00		11.50	42,000	3.42	27,000	2.62	8.1	58MVB120-20
	CNPH*4221A**	41,500	TXV		13.00	10.80	42,000	3.44	28,400	2.56	8.0	
	CNPH*4821A**	41,500	TDR&TXV	13.50		11.20	42,000	3.54	27,600	2.62	8.3	58CV(A,X)070-12
	CNPH*4821A**	41,500	TDR&TXV	14.00		11.50	42,000	3.58	27,400	2.66	8.4	58CV(A,X)090-16
	CNPH*4821A**	42,000	TDR&TXV	14.00		11.50	42,000	3.60	27,400	2.68	8.4	58CV(A,X)110-20
	CNPH*4821A**	42,000	TDR&TXV	14.50		11.70	42,000	3.62	27,400	2.70	8.5	58CV(A,X)135-22
	CNPH*4821A**	42,000	TDR&TXV	14.50		11.70	42,000	3.62	27,200	2.70	8.5	58CV(A,X)155-22
	CNPH*4821A**	41,500	TDR&TXV	14.00		11.20	42,000	3.54	27,600	2.62	8.3	58MVB040-14
	CNPH*4821A**	41,500	TDR&TXV	14.00		11.50	42,000	3.56	27,600	2.64	8.3	58MVB060-14
	CNPH*4821A**	41,500	TDR&TXV	13.50		11.20	42,000	3.52	27,600	2.62	8.3	58MVB080-14
	CNPH*4821A**	41,500	TDR&TXV	14.00		11.50	42,000	3.56	27,600	2.64	8.3	58MVB080-20
	CNPH*4821A**	41,500	TDR&TXV	14.00		11.50	42,000	3.58	27,400	2.66	8.4	58MVB100-20
	CNPH*4821A**	41,500	TDR&TXV	14.00		11.50	42,000	3.58	27,400	2.66	8.4	58MVB120-20
	CNPH*4821A**	42,000	TXV		13.20	11.00	42,000	3.58	28,600	2.62	8.4	
	CNPV*4221A**	41,000	TDR&TXV	14.00		11.50	42,000	3.46	27,000	2.64	8.2	58CV(A,X)110-20
	CNPV*4221A**	41,000	TDR&TXV	13.50		11.20	42,000	3.38	27,400	2.58	8.0	58MVB080-14
	CNPV*4221A**	41,000	TDR&TXV	14.00		11.20	42,000	3.40	27,200	2.60	8.0	58MVB080-20
	CNPV*4221A**	41,000	TDR&TXV	14.00		11.50	42,000	3.44	27,200	2.62	8.2	58MVB100-20
	CNPV*4221A**	41,000	TXV		13.00	10.80	42,000	3.44	28,400	2.56	8.1	
	CNPV*4821A**	42,000	TDR&TXV	14.00		11.50	42,000	3.60	27,400	2.68	8.4	58CV(A,X)110-20
	CNPV*4821A**	41,500	TDR&TXV	13.50		11.20	42,000	3.52	27,600	2.62	8.3	58MVB080-14
	CNPV*4821A**	41,500	TDR&TXV	14.00		11.20	42,000	3.56	27,600	2.64	8.3	58MVB080-20
	CNPV*4821A**	41,500	TDR&TXV	14.00		11.50	42,000	3.58	27,400	2.66	8.4	58MVB100-20
	CNPV*4821A**	42,000	TXV		13.20	11.00	42,000	3.58	28,600	2.62	8.4	
	CNPV*4824A**	42,000	TDR&TXV	14.50		11.50	42,000	3.62	27,400	2.70	8.5	58CV(A,X)135-22
	CNPV*4824A**	42,000	TDR&TXV	14.50		11.50	42,000	3.62	27,200	2.70	8.5	58CV(A,X)155-22
	CNPV*4824A**	41,500	TDR&TXV	14.00		11.20	42,000	3.54	27,600	2.62	8.3	58MVB040-14
	CNPV*4824A**	41,500	TDR&TXV	14.00		11.50	42,000	3.58	27,400	2.66	8.4	58MVB120-20
	CNPV*4824A**	42,000	TXV		13.20	11.00	42,000	3.58	28,600	2.62	8.4	
	CSPH*4212A**	41,500	TDR&TXV	13.50		11.20	42,000	3.52	27,800	2.62	8.3	58CV(A,X)070-12
	CSPH*4212A**	41,000	TDR&TXV	14.00		11.50	42,000	3.58	27,400	2.66	8.4	58CV(A,X)090-16
	CSPH*4212A**	41,000	TDR&TXV	14.00		11.50	42,000	3.60	27,600	2.66	8.4	58CV(A,X)110-20
	CSPH*4212A**	41,000	TDR&TXV	14.50		11.70	42,000	3.62	27,400	2.68	8.5	58CV(A,X)135-22
	CSPH*4212A**	41,000	TDR&TXV	14.50		11.70	42,000	3.62	27,400	2.68	8.5	58CV(A,X)155-22
	CSPH*4212A**	41,500	TDR&TXV	13.50		11.20	42,000	3.52	27,600	2.62	8.3	58MVB040-14
	CSPH*4212A**	42,000	TDR&TXV	14.00		11.50	42,000	3.56	27,600	2.64	8.3	58MVB060-14
	CSPH*4212A**	41,500	TDR&TXV	13.50		11.20	42,000	3.52	27,600	2.62	8.2	58MVB080-14
	CSPH*4212A**	41,000	TDR&TXV	14.00		11.50	42,000	3.56	27,600	2.64	8.3	58MVB080-20
	CSPH*4212A**	41,000	TDR&TXV	14.00		11.50	42,000	3.58	27,600	2.64	8.4	58MVB100-20
	CSPH*4212A**	42,000	TDR&TXV	14.00		11.50	42,000	3.56	27,400	2.66	8.3	58MVB120-20
	CSPH*4212A**	41,000	TXV		13.20	11.00	42,000	3.58	28,600	2.62	8.4	
	CSPH*4812A**	42,000	TDR&TXV	13.50		11.20	42,000	3.56	27,800	2.64	8.3	58CV(A,X)070-12
	CSPH*4812A**	41,500	TDR&TXV	14.00		11.50	42,000	3.62	27,600	2.68	8.5	58CV(A,X)090-16
	CSPH*4812A**	41,500	TDR&TXV	14.00		11.50	42,000	3.62	27,600	2.68	8.5	58CV(A,X)110-20
	CSPH*4812A**	41,500	TDR&TXV	14.50		11.50	42,000	3.66	27,400	2.70	8.5	58CV(A,X)135-22
	CSPH*4812A**	41,500	TDR&TXV	14.50		11.50	42,000	3.64	27,400	2.70	8.5	58CV(A,X)155-22
	CSPH*4812A**	42,000	TDR&TXV	14.00		11.20	42,000	3.56	27,800	2.64	8.3	58MVB040-14
	CSPH*4812A**	42,000	TDR&TXV	14.00		11.50	42,000	3.58	27,600	2.66	8.4	58MVB060-14
	CSPH*4812A**	42,000	TDR&TXV	13.50		11.20	42,000	3.54	27,800	2.62	8.3	58MVB080-14
	CSPH*4812A**	41,500	TDR&TXV	14.00		11.50	42,000	3.58	27,600	2.66	8.4	58MVB080-20
	CSPH*4812A**	41,500	TDR&TXV	14.00		11.50	42,000	3.60	27,600	2.66	8.4	58MVB100-20
	CSPH*4812A**	42,000	TDR&TXV	14.00		11.50	42,000	3.60	27,600	2.66	8.4	58MVB120-20
	CSPH*4812A**	42,000	TXV		13.20	11.00	42,000	3.62	28,600	2.62	8.4	
	*FX4CN(B,F)048	47,500	TDR&TXV	14.00		11.50	48,000	3.74	30,200	2.64	8.3	
	FE4ANB006	47,500	TDR&TXV	15.00		12.00	47,000	3.78	29,600	2.68	8.4	
	FE4ANF005	47,000	TDR&TXV	14.50		11.70	47,000	3.66	29,600	2.62	8.1	
	FV4BNB006	47,500	TDR&TXV	15.00		12.00	47,000	3.78	29,600	2.68	8.4	

25HPA4

See notes on pg. 17

# COMBINATION RATINGS (CONT)

UNIT SIZE—SERIES	INDOOR MODEL	COOLING CAPACITY	ARI STANDARD RATINGS†									
			Cooling				Heating				HSPF	Furnace Model
			Factory Enhance	Standard Rating	SEER TDR	EER	High Temp		Low Temp			
E Capacity	E COP	H Capacity					H COP					
	FV4BNF005	47,000	TDR&TXV	14.50		11.70	47,000	3.66	29,600	2.62	8.1	
	FX4CN(B,F)060	48,500	TDR&TXV	14.50		11.70	48,000	3.92	30,200	2.70	8.6	
	FY4ANB060	47,500	TDR&TXV	13.50		11.00	49,000	3.70	31,200	2.56	8.2	
	FY4ANF048	47,000	TDR&TXV	13.00		10.80	48,000	3.56	31,000	2.52	8.0	
	CAP**4817A**	45,500	TDR&TXV	13.50		11.20	47,000	3.56	30,000	2.56	8.0	58CV(A,X)090—16
	CAP**4817A**	45,000	TXV			13.00	47,500	3.54	30,400	2.54	7.9	
	CAP**4821A**	45,500	TDR&TXV	13.50		11.20	47,000	3.54	29,800	2.56	7.9	58CV(A,X)110—20
	CAP**4821A**	45,500	TDR&TXV	13.50		11.20	47,000	3.50	29,800	2.52	7.8	58MVB080—20
	CAP**4821A**	45,500	TDR&TXV	13.50		11.20	47,000	3.52	29,800	2.54	7.9	58MVB100—20
	CAP**4821A**	46,000	TXV			13.00	48,500	3.60	30,800	2.54	8.0	
	CAP**4824A**	46,000	TDR&TXV	14.00		11.20	46,500	3.58	29,600	2.58	8.0	58CV(A,X)135—22
	CAP**4824A**	46,000	TDR&TXV	14.00		11.50	46,500	3.60	29,400	2.60	8.0	58CV(A,X)155—22
	CAP**4824A**	45,500	TDR&TXV	13.50		11.20	47,000	3.52	29,800	2.54	7.9	58MVB120—20
	CAP**4824A**	46,000	TXV			13.00	48,500	3.60	30,800	2.54	8.0	
	CAP**6021A**	47,000	TDR&TXV	14.00		11.70	47,000	3.62	29,800	2.60	8.1	58CV(A,X)110—20
	CAP**6021A**	46,500	TDR&TXV	14.00		11.50	47,000	3.58	30,000	2.58	8.0	58MVB080—20
	CAP**6021A**	46,500	TDR&TXV	14.00		11.50	47,000	3.60	29,800	2.58	8.0	58MVB100—20
	CAP**6021A**	47,500	TXV			13.00	48,500	3.68	31,000	2.58	8.2	
	CAP**6024A**	47,000	TDR&TXV	14.50		11.70	47,000	3.64	29,600	2.62	8.1	58CV(A,X)135—22
	CAP**6024A**	47,000	TDR&TXV	14.50		11.70	47,000	3.66	29,600	2.64	8.2	58CV(A,X)155—22
	CAP**6024A**	46,500	TDR&TXV	14.00		11.50	47,000	3.58	29,800	2.58	8.0	58MVB120—20
	CAP**6024A**	47,500	TXV			13.00	48,500	3.68	31,000	2.58	8.2	
	CNPF*4818A**	45,000	TXV			13.00	47,500	3.44	30,200	2.48	7.7	
	CNPH*4821A**	45,500	TDR&TXV	13.50		11.20	47,000	3.52	29,800	2.56	7.9	58CV(A,X)090—16
	CNPH*4821A**	46,000	TDR&TXV	14.00		11.20	47,000	3.54	29,600	2.56	7.9	58CV(A,X)110—20
	CNPH*4821A**	46,000	TDR&TXV	14.00		11.50	46,500	3.58	29,600	2.58	8.0	58CV(A,X)135—22
	CNPH*4821A**	46,000	TDR&TXV	14.00		11.70	46,500	3.60	29,400	2.60	8.0	58CV(A,X)155—22
	CNPH*4821A**	45,500	TDR&TXV	13.50		11.20	47,000	3.50	29,800	2.54	7.8	58MVB080—20
	CNPH*4821A**	45,500	TDR&TXV	13.50		11.20	47,000	3.52	29,800	2.54	7.9	58MVB100—20
	CNPH*4821A**	45,500	TDR&TXV	13.50		11.20	47,000	3.52	29,800	2.54	7.9	58MVB120—20
	CNPH*4821A**	46,000	TXV			13.00	48,500	3.58	30,800	2.54	8.0	
	CNPH*6024A**	46,500	TDR&TXV	14.00		11.50	47,000	3.58	29,800	2.58	8.0	58CV(A,X)090—16
	CNPH*6024A**	46,500	TDR&TXV	14.00		11.50	47,000	3.60	29,800	2.60	8.1	58CV(A,X)110—20
	CNPH*6024A**	47,000	TDR&TXV	14.50		11.50	47,000	3.64	29,600	2.62	8.1	58CV(A,X)135—22
	CNPH*6024A**	47,000	TDR&TXV	14.50		11.50	47,000	3.66	29,600	2.64	8.2	58CV(A,X)155—22
	CNPH*6024A**	46,500	TDR&TXV	14.00		11.50	47,000	3.56	30,000	2.56	8.0	58MVB080—20
	CNPH*6024A**	46,500	TDR&TXV	14.00		11.50	47,000	3.58	29,800	2.58	8.0	58MVB100—20
	CNPH*6024A**	46,500	TDR&TXV	14.00		11.50	47,000	3.58	29,800	2.58	8.0	58MVB120—20
	CNPH*6024A**	47,000	TXV			13.00	48,500	3.64	30,800	2.56	8.1	
	CNPV*4821A**	45,500	TDR&TXV	14.00		11.50	47,000	3.54	29,600	2.56	7.9	58CV(A,X)110—20
	CNPV*4821A**	45,500	TDR&TXV	13.50		11.20	47,000	3.50	29,800	2.54	7.8	58MVB080—20
	CNPV*4821A**	45,500	TDR&TXV	13.50		11.20	47,000	3.52	29,800	2.54	7.9	58MVB100—20
	CNPV*4821A**	46,000	TXV			13.00	48,500	3.58	30,800	2.54	8.0	
	CNPV*4824A**	46,000	TDR&TXV	14.00		11.50	46,500	3.58	29,600	2.58	8.0	58CV(A,X)135—22
	CNPV*4824A**	46,000	TDR&TXV	14.00		11.70	46,500	3.60	29,400	2.60	8.0	58CV(A,X)155—22
	CNPV*4824A**	45,500	TDR&TXV	13.50		11.20	47,000	3.52	29,800	2.54	7.9	58MVB120—20
	CNPV*4824A**	46,000	TXV			13.00	48,500	3.58	30,800	2.54	8.0	
	CNPV*6024A**	47,000	TDR&TXV	14.50		11.70	47,000	3.64	29,600	2.62	8.1	58CV(A,X)135—22
	CNPV*6024A**	47,000	TDR&TXV	14.50		11.70	47,000	3.66	29,600	2.64	8.2	58CV(A,X)155—22
	CNPV*6024A**	46,500	TDR&TXV	14.00		11.50	47,000	3.58	29,800	2.58	8.0	58MVB120—20
	CNPV*6024A**	47,000	TXV			13.50	48,500	3.64	30,800	2.56	8.1	
	CSPH*4812A**	45,500	TDR&TXV	13.50		11.20	47,000	3.56	29,800	2.56	7.9	58CV(A,X)090—16
	CSPH*4812A**	45,500	TDR&TXV	14.00		11.20	47,000	3.58	29,800	2.56	8.0	58CV(A,X)110—20
	CSPH*4812A**	46,000	TDR&TXV	14.00		11.50	47,000	3.60	29,800	2.58	8.0	58CV(A,X)135—22
	CSPH*4812A**	46,000	TDR&TXV	14.00		11.50	47,000	3.62	29,600	2.60	8.1	58CV(A,X)155—22
	CSPH*4812A**	45,500	TDR&TXV	13.50		11.20	47,000	3.54	30,000	2.54	7.9	58MVB080—20
	CSPH*4812A**	45,500	TDR&TXV	13.50		11.20	47,000	3.54	30,000	2.56	7.9	58MVB100—20
	CSPH*4812A**	45,500	TDR&TXV	13.50		11.20	47,000	3.54	29,800	2.56	7.9	58MVB120—20
	CSPH*4812A**	46,000	TXV			13.00	48,500	3.64	30,800	2.56	8.1	
	CSPH*6012A**	47,000	TDR&TXV	14.00		11.50	47,000	3.62	29,800	2.60	8.1	58CV(A,X)090—16
	CSPH*6012A**	47,000	TDR&TXV	14.00		11.70	47,000	3.64	29,800	2.62	8.1	58CV(A,X)110—20
	CSPH*6012A**	47,000	TDR&TXV	14.50		11.70	47,000	3.68	29,600	2.64	8.2	58CV(A,X)135—22
	CSPH*6012A**	47,000	TDR&TXV	14.50		11.70	47,000	3.70	29,600	2.64	8.2	58CV(A,X)155—22

25HPA4

48—30

See notes on pg. 17

# COMBINATION RATINGS (CONT)

UNIT SIZE— SERIES	INDOOR MODEL	COOL- ING CA- PACITY	ARI STANDARD RATINGS†									
			Cooling				Heating				HSPF	Furnace Model
			Factory Enhance	Standard Rating	SEER TDR	EER	High Temp		Low Temp			
							E Capacity	E COP	H Capacity	H COP		
48–30	CSPH*6012A**	46,500	TDR&TXV	14.00		11.50	47,500	3.60	30,000	2.58	8.0	58MVB080–20
	CSPH*6012A**	47,000	TDR&TXV	14.00		11.50	47,000	3.62	30,000	2.60	8.1	58MVB100–20
	CSPH*6012A**	47,000	TDR&TXV	14.00		11.50	47,000	3.60	29,800	2.60	8.0	58MVB120–20
	CSPH*6012A**	47,500	TXV			13.50	49,000	3.68	31,000	2.58	8.2	
60–30	*FX4CN(B,F)060	60,000	TDR&TXV	14.00		11.50	59,500	3.70	37,000	2.60	8.3	
	FE4ANB006	59,500	TDR&TXV	14.00		11.50	59,000	3.68	36,000	2.62	8.3	
	FV4BNB006	59,500	TDR&TXV	14.00		11.50	59,000	3.68	36,000	2.62	8.3	
	FY4ANB060	59,500	TDR&TXV	13.00		10.60	60,500	3.56	37,800	2.50	8.0	
	CAP**6021A**	58,500	TDR&TXV	13.50		11.30	59,000	3.52	36,400	2.52	8.0	58CV(A,X)110–20
	CAP**6021A**	58,500	TXV			13.00	59,000	3.52	36,600	2.52	7.9	
	CAP**6024A**	58,500	TDR&TXV	13.50		11.20	59,000	3.54	36,200	2.54	8.0	58CV(A,X)135–22
	CAP**6024A**	59,000	TDR&TXV	13.50		11.20	58,500	3.58	36,000	2.56	8.1	58CV(A,X)155–22
	CAP**6024A**	59,500	TXV			13.00	60,000	3.60	37,200	2.54	8.1	
	CNPH*6024A**	58,500	TDR&TXV	13.50		11.10	58,500	3.48	36,200	2.52	7.9	58CV(A,X)110–20
	CNPH*6024A**	58,500	TDR&TXV	13.50		11.20	58,500	3.52	36,000	2.54	7.9	58CV(A,X)135–22
	CNPH*6024A**	58,500	TDR&TXV	13.50		11.20	58,500	3.54	36,000	2.56	8.0	58CV(A,X)155–22
	CNPH*6024A**	59,000	TXV			13.00	60,000	3.58	37,000	2.54	8.1	
	CNPV*6024A**	58,500	TDR&TXV	13.50		11.20	58,500	3.50	36,000	2.54	7.9	58CV(A,X)135–22
	CNPV*6024A**	58,500	TDR&TXV	13.50		11.20	58,500	3.54	36,000	2.56	8.0	58CV(A,X)155–22
	CNPV*6024A**	59,500	TXV			13.00	60,000	3.58	37,000	2.54	8.0	
	CSPH*6012A**	58,500	TDR&TXV	13.50		11.20	59,000	3.58	36,400	2.54	8.0	58CV(A,X)110–20
	CSPH*6012A**	59,000	TDR&TXV	13.50		11.20	58,500	3.60	36,000	2.56	8.1	58CV(A,X)135–22
	CSPH*6012A**	59,000	TDR&TXV	14.00		11.20	58,500	3.64	36,000	2.58	8.2	58CV(A,X)155–22
	CSPH*6012A**	59,500	TXV			13.00	60,000	3.66	37,200	2.56	8.2	

8 Tested combination.

† Ratings are net values reflecting the effects of circulating fan heat. Supplemental electric heat is not included. Ratings are based on:

**Cooling Standard:** 80°F (27°C) db 67°F (19°C) wb indoor entering air temperature and 95°F (35°C) db air entering outdoor unit.

**High–Temp Heating Standard:** 70°F (21°C) db indoor entering air temperature and 47°F (8°C) db 43°F (6°C) wb air entering outdoor unit.

**Low–Temp Heating Standard:** 70°F (21°C) db indoor entering air temperature and 17°F (±9°C) db 15°F (±10°C) wb air entering outdoor unit.

**SEER** — Seasonal Energy Efficiency Ratio

**COP** — Coefficient of Performance

**TDR** — Time–Delay Relay

**HSPF** — Heating Seasonal Performance Factor

**EER** — Energy Efficiency Ratio

25HPA4

# DETAILED COOLING CAPACITIES++

EVAPORATOR AIR		CONDENSER ENTERING AIR TEMPERATURE (°F)																	
		75			85			95			105			115			125		
CFM	EWB	Capacity MBtuht		Total Sys-tem kW**	Capacity MBtuht		Total Sys-tem kW**	Capacity MBtuht		Total Sys-tem kW**	Capacity MBtuht		Total Sys-tem kW**	Capacity MBtuht		Total Sys-tem kW**	Capacity MBtuht		Total Sys-tem kW**
		Total	Sens†		Total	Sens†		Total	Sens†		Total	Sens†		Total	Sens†		Total	Sens†	
<b>25HPA418A30 Outdoor Section With FX4CN(B,F)018 Indoor Section</b>																			
525	72	21.52	10.94	1.17	20.48	10.53	1.30	19.38	10.11	1.45	18.23	9.67	1.62	16.99	9.21	1.81	15.66	8.72	2.01
	67	19.48	13.49	1.18	18.51	13.07	1.31	17.49	12.63	1.46	16.42	12.18	1.63	15.27	11.70	1.81	14.03	11.19	2.01
	63††	18.02	13.01	1.18	17.11	12.59	1.32	16.15	12.15	1.47	15.13	11.69	1.63	14.05	11.20	1.82	12.89	10.69	2.02
	62	17.65	16.03	1.18	16.77	15.59	1.32	15.84	15.12	1.47	14.87	14.61	1.63	13.91	13.91	1.82	12.98	12.98	2.02
	57	17.01	17.01	1.18	16.31	16.31	1.32	15.56	15.56	1.47	14.77	14.77	1.63	13.91	13.91	1.82	12.99	12.99	2.02
600	72	21.95	11.45	1.19	20.86	11.03	1.33	19.73	10.61	1.48	18.53	10.16	1.65	17.24	9.69	1.83	15.87	9.19	2.03
	67	19.87	14.32	1.20	18.86	13.90	1.34	17.80	13.45	1.49	16.68	12.99	1.65	15.49	12.50	1.84	14.22	11.98	2.04
	63††	18.39	13.79	1.21	17.43	13.36	1.34	16.43	12.91	1.49	15.38	12.44	1.66	14.26	11.95	1.84	13.06	11.42	2.04
	62	18.04	17.15	1.21	17.13	16.67	1.34	16.18	16.18	1.49	15.33	15.33	1.66	14.42	14.42	1.84	13.44	13.44	2.04
	57	17.71	17.71	1.21	16.96	16.96	1.34	16.17	16.17	1.49	15.33	15.33	1.66	14.42	14.42	1.84	13.44	13.44	2.04
675	72	22.27	11.92	1.22	21.15	11.50	1.35	19.98	11.07	1.50	18.74	10.62	1.67	17.42	10.14	1.86	16.01	9.64	2.06
	67	20.16	15.12	1.23	19.12	14.68	1.36	18.02	14.23	1.51	16.88	13.76	1.68	15.65	13.26	1.86	14.35	12.72	2.07
	63††	18.66	14.53	1.23	17.67	14.09	1.37	16.64	13.63	1.52	15.56	13.16	1.68	14.41	12.64	1.87	13.18	12.10	2.07
	62	18.38	18.14	1.23	17.50	17.50	1.37	16.67	16.67	1.52	15.79	15.79	1.68	14.84	14.84	1.87	13.82	13.82	2.07
	57	18.29	18.29	1.23	17.50	17.50	1.37	16.68	16.68	1.52	15.79	15.79	1.68	14.84	14.84	1.87	13.82	13.82	2.07

Cooling Indoor Model	Capacity	Power	Furnace Model
*FX4CNF018	1.00	1.00	
FE4ANF002	1.01	0.93	
FF1ENP018	0.98	1.03	
FF1ENP024	0.99	1.04	
FV4BNF002	1.01	0.93	
FX4CNF024	1.01	0.97	
FY4ANF018	0.98	1.04	
FY4ANF024	0.99	1.04	
CAP**1814A**	0.98	1.04	
CAP**2414A**	1.00	1.03	
CAP**2417A**	1.00	1.03	
CNPF*2418A**	1.00	1.03	
CNPH*2417A**	1.00	1.03	
CNPV*1814A**	0.98	1.02	
CNPV*2414A**	0.99	1.02	
CNPV*2417A**	1.00	1.03	
CSPH*2412A**	1.00	1.03	
CAP**1814A**	0.97	0.96	58CV(A,X)070-12
CAP**2414A**	0.99	0.95	58CV(A,X)070-12
CNPH*2417A**	0.99	0.95	58CV(A,X)070-12
CNPV*1814A**	0.97	0.93	58CV(A,X)070-12
CNPV*2414A**	0.99	0.95	58CV(A,X)070-12
CSPH*2412A**	0.99	0.95	58CV(A,X)070-12
CAP**2417A**	0.99	0.95	58CV(A,X)090-16
CNPH*2417A**	0.99	0.95	58CV(A,X)090-16
CNPV*2417A**	0.99	0.95	58CV(A,X)090-16
CSPH*2412A**	0.99	0.95	58CV(A,X)090-16
CNPH*2417A**	0.99	0.97	58MVB040-14
CSPH*2412A**	0.99	0.96	58MVB040-14
CAP**2417A**	0.99	0.95	58MVB060-14
CNPH*2417A**	0.99	0.95	58MVB060-14
CNPV*2417A**	0.99	0.95	58MVB060-14
CSPH*2412A**	0.99	0.95	58MVB060-14
CNPH*2417A**	0.99	0.95	58MVB080-14
CSPH*2412A**	0.99	0.95	58MVB080-14

See notes on pg. 24

# DETAILED COOLING CAPACITIES (CONT)†‡

EVAPORATOR AIR		CONDENSER ENTERING AIR TEMPERATURES (°F)																	
		75			85			95			105			115			125		
		CFM	EWB	Capacity MBtu/h†		Total System kW**	Capacity MBtu/h†		Total System kW**	Capacity MBtu/h†		Total System kW**	Capacity MBtu/h†		Total System kW**	Capacity MBtu/h†		Total System kW**	
Total	Sens‡			Total	Sens‡		Total	Sens‡		Total	Sens‡		Total	Sens‡					
<b>25HPA424A30 Outdoor Section With FX4CN(B,F)024 Indoor Section</b>																			
700	72	27.97	14.25	1.58	26.69	13.75	1.76	25.34	13.23	1.97	23.90	12.68	2.20	22.36	12.09	2.44	20.67	11.47	2.71
	67	25.49	17.62	1.58	24.29	17.10	1.76	23.03	16.56	1.97	21.68	15.98	2.19	20.24	15.38	2.44	18.68	14.73	2.70
	63††	23.67	17.04	1.57	22.53	16.51	1.76	21.33	15.95	1.96	20.06	15.38	2.19	18.69	14.76	2.43	17.22	14.10	2.70
	62	23.20	20.96	1.57	22.10	20.40	1.76	20.93	19.81	1.96	19.71	19.17	2.19	18.43	18.43	2.43	17.24	17.24	2.70
	57	22.32	22.32	1.57	21.44	21.44	1.76	20.50	20.50	1.96	19.50	19.50	2.19	18.42	18.42	2.43	17.25	17.25	2.70
800	72	28.47	14.88	1.61	27.14	14.37	1.80	25.74	13.83	2.00	24.25	13.28	2.23	22.65	12.69	2.48	20.91	12.05	2.74
	67	25.96	18.67	1.61	24.72	18.13	1.80	23.40	17.58	2.00	22.01	17.00	2.23	20.52	16.38	2.47	18.90	15.72	2.74
	63††	24.12	18.02	1.61	22.94	17.47	1.79	21.69	16.91	2.00	20.37	16.32	2.22	18.96	15.69	2.47	17.44	15.03	2.73
	62	23.69	22.35	1.61	22.55	21.76	1.79	21.38	21.10	2.00	20.21	20.21	2.22	19.07	19.07	2.47	17.82	17.82	2.73
	57	23.19	23.19	1.61	22.26	22.26	1.79	21.27	21.27	2.00	20.21	20.21	2.22	19.07	19.07	2.47	17.83	17.83	2.73
900	72	28.85	15.46	1.65	27.47	14.94	1.83	26.03	14.41	2.04	24.50	13.85	2.26	22.86	13.25	2.51	21.07	12.60	2.78
	67	26.31	19.65	1.64	25.03	19.11	1.83	23.67	18.55	2.03	22.24	17.97	2.26	20.71	17.33	2.50	19.06	16.65	2.77
	63††	24.46	18.94	1.64	23.24	18.39	1.83	21.96	17.82	2.03	20.60	17.22	2.26	19.16	16.58	2.50	17.61	15.88	2.77
	62	24.10	23.60	1.64	22.95	22.95	1.83	21.89	21.89	2.03	20.79	20.79	2.26	19.59	19.59	2.50	18.29	18.29	2.77
	57	23.91	23.91	1.64	22.93	22.93	1.83	21.89	21.89	2.03	20.79	20.79	2.26	19.60	19.60	2.50	18.29	18.29	2.77

Cooling Indoor Model	Capacity	Power	Furnace Model
*FX4CNF024	1.00	1.00	
FE4ANF002	1.01	0.99	
FE4ANF003	1.02	0.97	
FF1ENP024	0.99	1.07	
FF1ENP030	0.99	1.06	
FV4BNF002	1.01	0.99	
FV4BNF003	1.02	0.97	
FX4CNF030	1.02	1.00	
FY4ANF024	0.98	1.08	
FY4ANF030	1.00	1.05	
CAP**2414A**	0.99	1.06	
CAP**2417A**	0.99	1.06	
CAP**3014A**	1.01	1.07	
CAP**3017A**	1.01	1.07	
CNPF*2418A**	0.99	1.06	
CNPH*2417A**	0.99	1.06	
CNPH*3017A**	1.01	1.07	
CNPV*2414A**	0.99	1.06	
CNPV*2417A**	0.99	1.06	
CNPV*3014A**	1.01	1.06	
CNPV*3017A**	1.01	1.07	
CSPH*2412A**	0.99	1.06	
CSPH*3012A**	1.01	1.07	
CAP**2414A**	0.99	0.99	58CV(A,X)070-12
CAP**3014A**	1.00	0.98	58CV(A,X)070-12
CNPH*2417A**	0.98	0.98	58CV(A,X)070-12
CNPH*3017A**	1.00	0.98	58CV(A,X)070-12
CNPV*2414A**	0.98	0.98	58CV(A,X)070-12
CNPV*3014A**	1.00	0.98	58CV(A,X)070-12
CSPH*2412A**	0.99	0.97	58CV(A,X)070-12
CSPH*3012A**	1.00	0.98	58CV(A,X)070-12
CAP**2417A**	0.99	0.97	58CV(A,X)090-16
CAP**3017A**	1.00	0.98	58CV(A,X)090-16
CNPH*2417A**	0.99	0.97	58CV(A,X)090-16

Cooling Indoor Model	Capacity	Power	Furnace Model
CNPH*3017A**	1.01	0.99	58CV(A,X)090-16
CNPV*2417A**	0.99	0.97	58CV(A,X)090-16
CNPV*3017A**	1.00	0.98	58CV(A,X)090-16
CSPH*2412A**	0.99	0.97	58CV(A,X)090-16
CSPH*3012A**	1.01	0.99	58CV(A,X)090-16
CNPH*2417A**	0.99	0.99	58CV(A,X)110-20
CNPH*3017A**	1.01	0.99	58CV(A,X)110-20
CSPH*2412A**	0.99	0.99	58CV(A,X)110-20
CSPH*3012A**	1.01	0.99	58CV(A,X)110-20
CNPH*2417A**	0.99	0.99	58CV(A,X)135-22
CNPH*3017A**	1.01	0.99	58CV(A,X)135-22
CSPH*2412A**	0.99	0.97	58CV(A,X)135-22
CSPH*3012A**	1.01	0.99	58CV(A,X)135-22
CNPH*2417A**	0.98	0.98	58CV(A,X)155-22
CNPH*3017A**	1.00	0.98	58CV(A,X)155-22
CSPH*2412A**	1.00	0.98	58CV(A,X)155-22
CSPH*3012A**	1.01	0.99	58CV(A,X)155-22
CNPH*2417A**	0.98	0.98	58MVB040-14
CNPH*3017A**	1.00	0.98	58MVB040-14
CSPH*2412A**	1.00	1.03	58MVB040-14
CSPH*3012A**	1.00	0.98	58MVB040-14
CAP**2417A**	0.99	0.97	58MVB060-14
CAP**3017A**	1.00	0.98	58MVB060-14
CNPH*2417A**	0.99	0.99	58MVB060-14
CNPH*3017A**	1.00	0.98	58MVB060-14
CNPV*2417A**	0.99	0.99	58MVB060-14
CNPV*3017A**	1.00	0.98	58MVB060-14
CSPH*2412A**	0.99	0.97	58MVB060-14
CSPH*3012A**	1.01	0.99	58MVB060-14
CNPH*2417A**	0.99	0.99	58MVB080-14
CNPH*3017A**	1.00	0.98	58MVB080-14
CSPH*2412A**	0.99	0.99	58MVB080-14
CSPH*3012A**	1.01	0.99	58MVB080-14
CNPH*2417A**	0.99	0.99	58MVB080-20

Cooling Indoor Model	Capacity	Power	Furnace Model
CNPH*3017A**	1.00	0.98	58MVB080-20
CSPH*2412A**	0.99	0.97	58MVB080-20
CSPH*3012A**	1.01	0.99	58MVB080-20
CNPH*2417A**	0.99	0.99	58MVB100-20
CNPH*3017A**	1.01	0.99	58MVB100-20
CSPH*2412A**	0.99	0.97	58MVB100-20
CSPH*3012A**	1.01	0.99	58MVB100-20
CNPH*2417A**	0.98	0.98	58MVB120-20
CNPH*3017A**	1.00	0.98	58MVB120-20
CSPH*2412A**	0.99	0.99	58MVB120-20
CSPH*3012A**	1.00	0.98	58MVB120-20

See notes on pg. 24

**DETAILED COOLING CAPACITIES (CONT)††**

EVAPORATOR AIR		CONDENSER ENTERING AIR TEMPERATURES (°F)																	
		75			85			95			105			115			125		
		CFM	EWB	Capacity MBtu/h†		Total Sys-tem kW**	Capacity MBtu/h†		Total Sys-tem kW**	Capacity MBtu/h†		Total Sys-tem kW**	Capacity MBtu/h†		Total Sys-tem kW**	Capacity MBtu/h†		Total Sys-tem kW**	
Total	Sens‡			Total	Sens‡		Total	Sens‡		Total	Sens‡		Total	Sens‡		Total	Sens‡		
<b>25HPA430A30 Outdoor Section With FX4CN(B,F)030 Indoor Section</b>																			
<b>875</b>	72	33.70	17.50	1.83	32.16	16.90	2.04	30.53	16.28	2.27	28.81	15.63	2.53	26.96	14.94	2.81	24.92	14.19	3.12
	67	30.64	21.62	1.83	29.22	21.01	2.04	27.73	20.37	2.27	26.13	19.70	2.53	24.42	18.99	2.81	22.55	18.22	3.11
	63††	28.44	20.88	1.82	27.11	20.26	2.03	25.70	19.62	2.27	24.20	18.95	2.53	22.59	18.23	2.81	20.84	17.45	3.11
	62	27.91	25.69	1.82	26.62	25.04	2.03	25.26	24.33	2.27	23.85	23.55	2.52	22.45	22.45	2.81	21.03	21.03	3.11
	57	27.06	27.06	1.82	26.02	26.02	2.03	24.92	24.92	2.27	23.73	23.73	2.52	22.45	22.45	2.81	21.03	21.03	3.11
<b>1000</b>	72	34.34	18.32	1.85	32.74	17.71	2.07	31.05	17.09	2.30	29.26	16.43	2.56	27.34	15.72	2.84	25.23	14.96	3.14
	67	31.24	22.95	1.85	29.76	22.33	2.06	28.20	21.68	2.30	26.55	21.00	2.55	24.78	20.27	2.84	22.86	19.48	3.14
	63††	29.01	22.13	1.85	27.62	21.50	2.06	26.15	20.85	2.29	24.60	20.16	2.55	22.94	19.42	2.83	21.14	18.62	3.14
	62	28.53	27.43	1.85	27.22	26.70	2.06	25.87	25.87	2.29	24.60	24.60	2.55	23.24	23.24	2.83	21.75	21.75	3.14
	57	28.13	28.13	1.85	27.02	27.02	2.06	25.85	25.85	2.29	24.60	24.60	2.55	23.25	23.25	2.83	21.75	21.75	3.14
<b>1125</b>	72	34.84	19.11	1.88	33.19	18.49	2.09	31.45	17.86	2.33	29.61	17.19	2.58	27.63	16.48	2.87	25.47	15.71	3.17
	67	31.71	24.25	1.88	30.18	23.61	2.09	28.57	22.95	2.32	26.87	22.25	2.58	25.06	21.50	2.86	23.09	20.67	3.17
	63††	29.45	23.35	1.88	28.02	22.71	2.09	26.51	22.03	2.32	24.91	21.32	2.58	23.21	20.56	2.86	21.37	19.72	3.16
	62	29.06	29.06	1.88	27.86	27.86	2.09	26.63	26.63	2.32	25.32	25.32	2.58	23.90	23.90	2.86	22.33	22.33	3.17
	57	29.02	29.02	1.88	27.87	27.87	2.09	26.64	26.64	2.32	25.33	25.33	2.58	23.90	23.90	2.86	22.34	22.34	3.17

Cooling Indoor Model	Capacity	Power	Furnace Model
*FX4CNF030	1.00	1.00	
FE4ANF002	1.00	0.98	
FE4ANF003	1.01	0.98	
FE4ANF005	1.04	0.97	
FF1ENP030	0.99	1.03	
FF1ENP036	1.00	1.04	
FV4BNF002	1.00	0.98	
FV4BNF003	1.01	0.98	
FV4BNF005	1.04	0.97	
FX4CN(B,F)036	1.01	1.01	
FY4ANF030	0.99	1.03	
FY4ANF036	1.00	1.06	
CAP**3014A**	0.99	1.04	
CAP**3017A**	0.99	1.04	
CAP**3614A**	1.00	1.04	
CAP**3617A**	1.00	1.04	
CAP**3621A**	1.00	1.04	
CNPF*3618A**	1.00	1.04	
CNPH*3017A**	1.00	1.04	
CNPH*3617A**	1.00	1.04	
CNPV*3014A**	1.00	1.04	
CNPV*3017A**	1.00	1.04	
CNPV*3617A**	1.00	1.04	
CNPV*3621A**	1.00	1.04	
CSPH*3012A**	1.00	1.04	
CSPH*3612A**	1.02	1.02	
CAP**3014A**	0.99	0.99	58CV(A,X)070-12
CAP**3614A**	0.99	0.99	58CV(A,X)070-12
CNPH*3017A**	0.99	0.99	58CV(A,X)070-12
CNPH*3617A**	0.99	0.99	58CV(A,X)070-12
CNPV*3014A**	0.99	0.99	58CV(A,X)070-12
CSPH*3012A**	1.00	1.00	58CV(A,X)070-12
CSPH*3612A**	1.01	0.99	58CV(A,X)070-12
CAP**3017A**	0.99	0.97	58CV(A,X)090-16

Cooling Indoor Model	Capacity	Power	Furnace Model
CAP**3617A**	1.00	0.98	58CV(A,X)090-16
CNPH*3017A**	0.99	0.97	58CV(A,X)090-16
CNPH*3617A**	0.99	0.97	58CV(A,X)090-16
CNPV*3017A**	0.99	0.97	58CV(A,X)090-16
CNPV*3617A**	0.99	0.97	58CV(A,X)090-16
CSPH*3012A**	1.00	0.98	58CV(A,X)090-16
CSPH*3612A**	1.01	0.99	58CV(A,X)090-16
CAP**3621A**	1.00	0.98	58CV(A,X)110-20
CNPH*3017A**	1.00	0.98	58CV(A,X)110-20
CNPH*3617A**	1.00	0.98	58CV(A,X)110-20
CNPV*3621A**	1.00	0.98	58CV(A,X)110-20
CSPH*3012A**	1.00	1.00	58CV(A,X)110-20
CSPH*3612A**	1.01	0.99	58CV(A,X)110-20
CNPH*3017A**	1.00	0.98	58CV(A,X)135-22
CNPH*3617A**	1.00	0.98	58CV(A,X)135-22
CSPH*3012A**	1.00	0.98	58CV(A,X)135-22
CSPH*3612A**	1.01	0.99	58CV(A,X)135-22
CNPH*3017A**	1.00	0.98	58CV(A,X)155-22
CNPH*3617A**	1.00	0.98	58CV(A,X)155-22
CSPH*3012A**	1.00	0.98	58CV(A,X)155-22
CSPH*3612A**	1.01	0.99	58CV(A,X)155-22
CNPH*3017A**	0.99	0.99	58MVB040-14
CNPH*3617A**	0.99	0.99	58MVB040-14
CSPH*3012A**	0.99	0.99	58MVB040-14
CSPH*3612A**	1.01	0.99	58MVB040-14
CAP**3017A**	0.99	0.99	58MVB060-14
CAP**3617A**	0.99	0.99	58MVB060-14
CNPH*3017A**	0.99	0.99	58MVB060-14
CNPH*3617A**	0.99	0.99	58MVB060-14
CNPV*3017A**	0.99	0.99	58MVB060-14
CNPV*3617A**	0.99	0.99	58MVB060-14
CSPH*3012A**	0.99	0.99	58MVB060-14
CSPH*3612A**	1.01	0.99	58MVB060-14
CAP**3621A**	1.00	0.98	58MVB080-14

Cooling Indoor Model	Capacity	Power	Furnace Model
CNPH*3017A**	0.99	0.99	58MVB080-14
CNPH*3617A**	0.99	0.99	58MVB080-14
CNPV*3621A**	0.99	0.99	58MVB080-14
CSPH*3012A**	1.00	1.00	58MVB080-14
CSPH*3612A**	1.01	0.99	58MVB080-14
CAP**3621A**	1.00	0.98	58MVB080-20
CNPH*3017A**	0.99	0.99	58MVB080-20
CNPH*3617A**	0.99	0.99	58MVB080-20
CNPV*3621A**	0.99	0.99	58MVB080-20
CSPH*3012A**	1.00	1.00	58MVB080-20
CSPH*3612A**	1.01	0.99	58MVB080-20
CAP**3621A**	1.00	0.98	58MVB100-20
CNPH*3017A**	0.99	0.99	58MVB100-20
CNPH*3617A**	0.99	0.99	58MVB100-20
CNPV*3621A**	0.99	0.99	58MVB100-20
CSPH*3012A**	1.00	1.00	58MVB100-20
CSPH*3612A**	1.01	0.99	58MVB100-20
CNPH*3017A**	0.99	0.99	58MVB120-20
CNPH*3617A**	0.99	0.99	58MVB120-20
CSPH*3012A**	0.99	0.99	58MVB120-20
CSPH*3612A**	1.01	0.99	58MVB120-20

See notes on pg. 24

# DETAILED COOLING CAPACITIES (CONT)††

EVAPORATOR AIR		CONDENSER ENTERING AIR TEMPERATURES (°F)																		
CFM	EWB	75				85			95			105			115			125		
		Capacity MBtu/h†		Total Sys-tem kW**	Capacity MBtu/h†	Total Sys-tem kW**	Capacity MBtu/h†	Total Sys-tem kW**	Capacity MBtu/h†	Total Sys-tem kW**	Capacity MBtu/h†	Total Sys-tem kW**	Capacity MBtu/h†	Total Sys-tem kW**	Capacity MBtu/h†	Total Sys-tem kW**	Capacity MBtu/h†	Total Sys-tem kW**		
		Total	Sens†																Total	Sens†
<b>25HPA436A30 Outdoor Section With FX4CN(B,F)042 Indoor Section</b>																				
1050	72	42.67	21.54	2.63	40.76	20.78	2.90	38.75	20.00	3.20	36.62	19.18	3.52	34.32	18.31	3.88	31.76	17.36	4.27	
	67	39.06	26.62	2.61	37.30	25.84	2.88	35.44	25.04	3.18	33.46	24.20	3.51	31.33	23.29	3.87	28.98	22.32	4.26	
	63††	36.39	25.81	2.60	34.74	25.03	2.87	32.98	24.22	3.17	31.13	23.37	3.50	29.14	22.47	3.85	26.94	21.48	4.24	
	62	35.68	31.66	2.60	34.06	30.85	2.87	32.36	30.00	3.17	30.56	29.10	3.49	28.65	28.10	3.85	26.69	26.69	4.24	
	57	34.13	34.13	2.59	32.85	32.85	2.86	31.49	31.49	3.16	30.03	30.03	3.49	28.45	28.45	3.85	26.69	26.69	4.24	
1200	72	43.41	22.46	2.69	41.42	21.69	2.96	39.31	20.89	3.25	37.12	20.07	3.58	34.73	19.19	3.94	32.09	18.23	4.33	
	67	39.78	28.19	2.67	37.95	27.40	2.94	36.00	26.58	3.24	33.95	25.73	3.57	31.74	24.81	3.93	29.31	23.81	4.32	
	63††	37.10	27.29	2.66	35.37	26.50	2.93	33.55	25.67	3.23	31.61	24.80	3.56	29.55	23.89	3.91	27.27	22.88	4.30	
	62	36.42	33.82	2.66	34.75	32.98	2.93	33.00	32.06	3.23	31.18	31.04	3.55	29.44	29.44	3.91	27.56	27.56	4.31	
	57	35.48	35.48	2.66	34.12	34.12	2.93	32.66	32.66	3.22	31.12	31.12	3.55	29.44	29.44	3.91	27.56	27.56	4.31	
1350	72	43.94	23.33	2.75	41.90	22.55	3.02	39.71	21.74	3.31	37.47	20.92	3.64	35.02	20.03	4.00	32.30	19.05	4.39	
	67	40.31	29.69	2.73	38.41	28.89	3.00	36.40	28.05	3.30	34.30	27.19	3.63	32.02	26.25	3.99	29.53	25.23	4.37	
	63††	37.62	28.70	2.72	35.84	27.89	2.99	33.95	27.05	3.29	31.96	26.17	3.61	29.83	25.23	3.97	27.50	24.20	4.36	
	62	37.02	35.80	2.72	35.33	34.86	2.99	33.63	33.63	3.29	31.99	31.99	3.62	30.22	30.22	3.98	28.25	28.25	4.37	
	57	36.59	36.59	2.72	35.16	35.16	2.99	33.63	33.63	3.29	32.00	32.00	3.62	30.22	30.22	3.98	28.25	28.25	4.37	

Cooling Indoor Model	Capacity	Power	Furnace Model
*FX4CN(B,F)042	1.00	1.00	
FE4ANF002	1.00	1.03	
FE4ANF003	1.00	1.00	
FE4ANF005	1.00	0.98	
FF1ENP036	1.00	1.06	
FV4BNF002	1.00	1.03	
FV4BNF003	1.00	1.00	
FV4BNF005	1.00	0.98	
FX4CN(B,F)036	1.00	1.03	
FX4CN(B,F)042	1.00	1.00	
FY4ANF036	1.00	1.06	
CAP**3614A**	0.97	1.04	
CAP**3617A**	1.00	1.06	
CAP**3621A**	1.00	1.06	
CAP**4221A**	1.00	1.06	
CAP**4224A**	1.00	1.06	
CNPF*3618A**	1.00	1.06	
CNPH*3617A**	1.00	1.06	
CNPH*4221A**	1.00	1.06	
CNPV*3617A**	1.00	1.06	
CNPV*3621A**	1.00	1.06	
CNPV*4221A**	1.00	1.06	
CSPH*3612A**	1.00	1.06	
CSPH*4212A**	1.00	1.05	
CAP**3614A**	1.00	1.03	58CV(A,X)070-12
CNPH*3617A**	1.00	1.05	58CV(A,X)070-12
CNPH*4221A**	1.00	1.03	58CV(A,X)070-12
CSPH*3612A**	1.00	1.03	58CV(A,X)070-12
CSPH*4212A**	1.00	1.03	58CV(A,X)070-12
CAP**3617A**	1.00	1.03	58CV(A,X)090-16
CNPH*3617A**	1.00	1.03	58CV(A,X)090-16
CNPH*4221A**	1.00	1.00	58CV(A,X)090-16
CNPV*3617A**	1.00	1.03	58CV(A,X)090-16
CSPH*3612A**	1.00	1.00	58CV(A,X)090-16

Cooling Indoor Model	Capacity	Power	Furnace Model
CSPH*4212A**	1.00	1.00	58CV(A,X)090-16
CAP**3621A**	1.00	1.03	58CV(A,X)110-20
CAP**4221A**	1.00	1.00	58CV(A,X)110-20
CNPH*3617A**	1.00	1.03	58CV(A,X)110-20
CNPH*4221A**	1.00	1.00	58CV(A,X)110-20
CNPV*3621A**	1.00	1.03	58CV(A,X)110-20
CNPV*4221A**	1.00	1.00	58CV(A,X)110-20
CSPH*3612A**	1.00	1.00	58CV(A,X)110-20
CSPH*3612A**	1.00	1.00	58CV(A,X)110-20
CSPH*4212A**	1.00	1.00	58CV(A,X)110-20
CAP**4224A**	1.00	1.00	58CV(A,X)135-22
CNPH*3617A**	1.00	1.03	58CV(A,X)135-22
CNPH*4221A**	1.00	1.00	58CV(A,X)135-22
CSPH*3612A**	1.00	1.00	58CV(A,X)135-22
CSPH*4212A**	1.00	1.00	58CV(A,X)135-22
CAP**4224A**	1.00	1.00	58CV(A,X)155-22
CNPH*3617A**	1.00	1.03	58CV(A,X)155-22
CNPH*4221A**	1.00	0.98	58CV(A,X)155-22
CSPH*3612A**	1.00	1.00	58CV(A,X)155-22
CSPH*4212A**	1.00	1.00	58CV(A,X)155-22
CAP**4224A**	1.00	1.02	58MVB040-14
CNPH*3617A**	1.00	1.05	58MVB040-14
CNPH*4221A**	1.00	1.00	58MVB040-14
CSPH*3612A**	1.00	1.00	58MVB040-14
CSPH*4212A**	1.00	1.05	58MVB040-14
CAP**3617A**	1.00	1.03	58MVB060-14
CNPH*3617A**	1.00	1.03	58MVB060-14
CNPH*4221A**	1.00	1.03	58MVB060-14
CNPV*3617A**	1.00	1.05	58MVB060-14
CSPH*3612A**	1.00	1.03	58MVB060-14
CSPH*4212A**	1.00	1.03	58MVB060-14
CAP**3621A**	1.00	1.05	58MVB080-14
CAP**4221A**	1.00	1.03	58MVB080-14
CNPH*3617A**	1.00	1.05	58MVB080-14
CNPH*4221A**	1.00	1.03	58MVB080-14

Cooling Indoor Model	Capacity	Power	Furnace Model
CNPV*3621A**	1.00	1.05	58MVB080-14
CNPV*4221A**	1.00	1.03	58MVB080-14
CSPH*3612A**	1.00	1.03	58MVB080-14
CSPH*4212A**	1.00	1.03	58MVB080-14
CAP**3621A**	1.00	1.03	58MVB080-20
CAP**4221A**	1.00	1.03	58MVB080-20
CNPH*3617A**	1.00	1.05	58MVB080-20
CNPH*4221A**	1.00	1.03	58MVB080-20
CNPV*3621A**	1.00	1.05	58MVB080-20
CNPV*4221A**	1.00	1.03	58MVB080-20
CSPH*3612A**	1.00	1.03	58MVB080-20
CSPH*4212A**	1.00	1.03	58MVB080-20
CAP**3621A**	1.00	1.03	58MVB100-20
CAP**4221A**	1.00	1.03	58MVB100-20
CNPH*3617A**	1.00	1.03	58MVB100-20
CNPH*4221A**	1.00	1.00	58MVB100-20
CNPV*3621A**	1.00	1.03	58MVB100-20
CNPV*4221A**	1.00	1.00	58MVB100-20
CSPH*3612A**	1.00	1.00	58MVB100-20
CSPH*4212A**	1.00	1.00	58MVB100-20
CAP**4224A**	1.00	1.03	58MVB120-20
CNPH*3617A**	1.00	1.03	58MVB120-20
CNPH*4221A**	1.00	1.00	58MVB120-20
CSPH*3612A**	1.00	1.03	58MVB120-20
CSPH*4212A**	1.00	1.00	58MVB120-20

See notes on pg. 24

# DETAILED COOLING CAPACITIES (CONT)††

EVAPORATOR AIR		CONDENSER ENTERING AIR TEMPERATURES (°F)																					
		75				85				95				105				115				125	
		CFM	EWB	Capacity MBtuht		Total Sys-tem kW**	Capacity MBtuht		Total Sys-tem kW**	Capacity MBtuht		Total Sys-tem kW**	Capacity MBtuht		Total Sys-tem kW**	Capacity MBtuht		Total Sys-tem kW**	Capacity MBtuht		Total Sys-tem kW**		
Total	Sens‡			Total	Sens‡		Total	Sens‡		Total	Sens‡		Total	Sens‡		Total	Sens‡		Total	Sens‡			
<b>25HPA442A1* Outdoor Section With FX4CN(B,F)042 Indoor Section</b>																							
1225	72	50.03	25.33	2.94	47.68	24.41	3.25	45.18	23.44	3.59	42.56	22.44	3.96	39.74	21.38	4.36	36.62	20.23	4.79				
	67	45.84	31.42	2.92	43.69	30.48	3.23	41.40	29.49	3.56	38.99	28.47	3.93	36.40	27.38	4.34	33.55	26.20	4.77				
	63††	42.73	30.46	2.90	40.72	29.52	3.21	38.59	28.53	3.54	36.33	27.50	3.91	33.91	26.42	4.32	31.26	25.24	4.75				
	62	41.91	37.43	2.90	39.95	36.46	3.20	37.88	35.42	3.54	35.71	34.30	3.91	33.42	33.04	4.31	31.13	31.13	4.75				
	57	40.21	40.21	2.89	38.65	38.65	3.19	36.99	36.99	3.53	35.21	35.21	3.91	33.28	33.28	4.31	31.13	31.13	4.75				
1400	72	50.83	26.39	3.02	48.38	25.46	3.32	45.77	24.47	3.66	43.06	23.46	4.03	40.15	22.39	4.43	36.92	21.22	4.86				
	67	46.63	33.24	2.99	44.39	32.28	3.30	42.00	31.28	3.64	39.49	30.24	4.01	36.81	29.13	4.41	33.86	27.92	4.84				
	63††	43.51	32.18	2.97	41.41	31.22	3.28	39.19	30.22	3.62	36.84	29.17	3.99	34.33	28.05	4.39	31.59	26.84	4.82				
	62	42.74	39.93	2.97	40.71	38.88	3.27	38.59	37.74	3.61	36.41	36.41	3.98	34.34	34.34	4.39	32.05	32.05	4.82				
	57	41.73	41.73	2.96	40.07	40.07	3.27	38.29	38.29	3.61	36.39	36.39	3.98	34.34	34.34	4.39	32.05	32.05	4.82				
1575	72	51.40	27.39	3.09	48.88	26.44	3.39	46.18	25.44	3.73	43.40	24.43	4.10	40.41	23.34	4.50	37.10	22.16	4.93				
	67	47.20	34.97	3.06	44.88	34.00	3.37	42.41	32.98	3.71	39.83	31.92	4.08	37.08	30.79	4.48	34.07	29.54	4.91				
	63††	44.09	33.81	3.04	41.91	32.84	3.35	39.61	31.81	3.69	37.19	30.74	4.06	34.62	29.60	4.46	31.81	28.34	4.89				
	62	43.42	42.17	3.04	41.37	40.97	3.35	39.34	39.34	3.69	37.35	37.35	4.06	35.19	35.19	4.46	32.77	32.77	4.90				
	57	42.98	42.98	3.04	41.22	41.22	3.35	39.35	39.35	3.69	37.35	37.35	4.06	35.19	35.19	4.46	32.78	32.78	4.90				

Cooling Indoor Model	Capacity	Power	Furnace Model
*FX4CN(B,F)042	1.00	1.00	
FE4ANB006	1.00	0.96	
FE4ANF003	0.98	0.98	
FE4ANF005	1.00	0.98	
FV4BNB006	1.00	0.96	
FV4BNF003	0.98	0.98	
FV4BNF005	1.00	0.98	
FX4CN(B,F)048	1.00	1.00	
FY4ANF042	0.99	1.05	
FY4ANF048	1.00	1.03	
CAP**4221A**	0.98	1.04	
CAP**4224A**	0.98	1.04	
CAP**4817A**	1.00	1.05	
CAP**4821A**	1.00	1.05	
CAP**4824A**	1.00	1.05	
CNPF*4818A**	1.00	1.05	
CNPH*4221A**	0.99	1.05	
CNPH*4821A**	1.00	1.05	
CNPV*4221A**	0.98	1.04	
CNPV*4821A**	1.00	1.05	
CNPV*4824A**	1.00	1.05	
CSPH*4212A**	0.98	1.02	
CSPH*4812A**	1.00	1.05	
CNPH*4221A**	0.98	1.00	58CV(A,X)070-12
CNPH*4821A**	0.99	1.01	58CV(A,X)090-12
CSPH*4212A**	0.99	1.01	58CV(A,X)070-12
CSPH*4812A**	1.00	1.03	58CV(A,X)070-12
CAP**4817A**	1.00	1.00	58CV(A,X)090-16
CNPH*4221A**	0.98	0.98	58CV(A,X)090-16
CNPH*4821A**	0.99	0.99	58CV(A,X)090-16
CSPH*4212A**	0.98	0.98	58CV(A,X)090-16
CSPH*4812A**	0.99	0.99	58CV(A,X)090-16
CAP**4221A**	0.98	1.00	58CV(A,X)110-20

Cooling Indoor Model	Capacity	Power	Furnace Model
CAP**4821A**	0.99	0.99	58CV(A,X)110-20
CNPH*4221A**	0.98	0.98	58CV(A,X)110-20
CNPH*4821A**	1.00	1.00	58CV(A,X)110-20
CNPV*4221A**	0.98	0.98	58CV(A,X)110-20
CNPV*4821A**	1.00	1.00	58CV(A,X)110-20
CSPH*4212A**	0.98	0.98	58CV(A,X)110-20
CSPH*4812A**	0.99	0.99	58CV(A,X)110-20
CAP**4224A**	0.98	0.98	58CV(A,X)135-22
CAP**4824A**	1.00	0.98	58CV(A,X)135-22
CNPH*4221A**	0.99	0.97	58CV(A,X)135-22
CNPH*4821A**	1.00	0.98	58CV(A,X)135-22
CNPV*4824A**	1.00	1.00	58CV(A,X)135-22
CSPH*4212A**	0.98	0.96	58CV(A,X)135-22
CSPH*4812A**	0.99	0.99	58CV(A,X)135-22
CAP**4224A**	0.98	0.98	58CV(A,X)155-22
CAP**4824A**	1.00	0.98	58CV(A,X)155-22
CNPH*4221A**	0.99	0.97	58CV(A,X)155-22
CNPH*4821A**	1.00	0.98	58CV(A,X)155-22
CNPV*4824A**	1.00	1.00	58CV(A,X)155-22
CSPH*4212A**	0.98	0.96	58CV(A,X)155-22
CSPH*4812A**	0.99	0.99	58CV(A,X)155-22
CAP**4224A**	0.96	0.99	58MVB040-14
CAP**4824A**	0.99	1.01	58MVB040-14
CNPH*4221A**	0.98	1.00	58MVB040-14
CNPH*4821A**	0.99	1.01	58MVB040-14
CNPV*4824A**	0.99	1.01	58MVB040-14
CSPH*4212A**	0.99	1.01	58MVB040-14
CSPH*4812A**	1.00	1.03	58MVB040-14
CAP**4817A**	1.00	1.00	58MVB060-14
CNPH*4221A**	0.98	1.00	58MVB060-14
CNPH*4821A**	0.99	0.99	58MVB060-14
CSPH*4212A**	1.00	1.00	58MVB060-14
CSPH*4812A**	1.00	1.00	58MVB060-14

Cooling Indoor Model	Capacity	Power	Furnace Model
CAP**4221A**	0.96	0.99	58MVB080-14
CAP**4821A**	0.99	1.01	58MVB080-14
CNPH*4221A**	0.98	1.00	58MVB080-14
CNPH*4821A**	0.99	1.01	58MVB080-14
CNPV*4221A**	0.98	1.00	58MVB080-14
CNPV*4821A**	0.99	1.01	58MVB080-14
CSPH*4212A**	0.99	1.01	58MVB080-14
CSPH*4812A**	1.00	1.03	58MVB080-14
CAP**4221A**	0.98	1.00	58MVB080-20
CAP**4821A**	0.99	1.01	58MVB080-20
CNPH*4221A**	0.98	0.98	58MVB080-20
CNPH*4821A**	0.99	0.99	58MVB080-20
CNPV*4221A**	0.98	1.00	58MVB080-20
CNPV*4821A**	0.99	1.01	58MVB080-20
CSPH*4212A**	0.98	0.98	58MVB080-20
CSPH*4812A**	0.99	0.99	58MVB080-20
CAP**4221A**	0.98	1.00	58MVB100-20
CAP**4821A**	0.99	0.99	58MVB100-20
CNPH*4221A**	0.98	0.98	58MVB100-20
CNPH*4821A**	0.99	0.99	58MVB100-20
CNPV*4221A**	0.98	0.98	58MVB100-20
CNPV*4821A**	0.99	0.99	58MVB100-20
CSPH*4212A**	0.98	0.98	58MVB100-20
CSPH*4812A**	0.99	0.99	58MVB100-20
CAP**4224A**	0.98	1.00	58MVB120-20
CAP**4824A**	0.99	0.99	58MVB120-20
CNPH*4221A**	0.99	0.99	58MVB120-20
CNPH*4821A**	0.99	0.99	58MVB120-20
CNPV*4221A**	0.98	0.98	58MVB120-20
CNPV*4821A**	0.99	0.99	58MVB120-20
CSPH*4212A**	1.00	1.00	58MVB120-20
CSPH*4812A**	1.00	1.00	58MVB120-20

See notes on pg. 24

# DETAILED COOLING CAPACITIES (CONT)††

EVAPORATOR AIR		CONDENSER ENTERING AIR TEMPERATURES (°F)																	
		75			85			95			105			115			125		
		CFM	EWB	Capacity MBtu/h†		Total Sys-tem kW**	Capacity MBtu/h†		Total Sys-tem kW**	Capacity MBtu/h†		Total Sys-tem kW**	Capacity MBtu/h†		Total Sys-tem kW**	Capacity MBtu/h†		Total Sys-tem kW**	
Total	Sens‡			Total	Sens‡		Total	Sens‡		Total	Sens‡		Total	Sens‡		Total	Sens‡		
<b>25HPA448A30 Outdoor Section With FX4CN(B,F)048 Indoor Section</b>																			
1400	72	57.09	29.05	3.18	54.31	27.96	3.57	51.41	26.85	4.00	48.40	25.71	4.46	45.22	24.52	4.95	41.77	23.25	5.47
	67	52.01	36.05	3.19	49.45	34.94	3.58	46.79	33.80	4.00	44.03	32.63	4.45	41.12	31.42	4.94	37.98	30.13	5.45
	63††	48.29	34.84	3.20	45.88	33.73	3.58	43.40	32.59	4.00	40.82	31.42	4.44	38.11	30.21	4.92	35.21	28.92	5.43
	62	47.33	42.99	3.20	44.99	41.82	3.58	42.59	40.61	3.99	40.13	39.32	4.44	37.67	37.67	4.92	35.32	35.32	5.43
	57	45.66	45.66	3.20	43.80	43.80	3.58	41.86	41.86	3.99	39.83	39.83	4.44	37.67	37.67	4.92	35.32	35.32	5.43
1600	72	58.06	30.34	3.25	55.18	29.23	3.65	52.15	28.11	4.08	49.04	26.95	4.54	45.74	25.74	5.03	42.16	24.45	5.55
	67	52.95	38.24	3.27	50.27	37.11	3.66	47.50	35.95	4.08	44.63	34.77	4.53	41.61	33.52	5.02	38.37	32.19	5.53
	63††	49.19	36.90	3.27	46.68	35.77	3.66	44.09	34.61	4.08	41.41	33.41	4.53	38.60	32.17	5.01	35.60	30.84	5.52
	62	48.31	45.96	3.27	45.90	44.69	3.66	43.44	43.40	4.08	41.23	41.23	4.53	38.93	38.93	5.01	36.43	36.43	5.52
	57	47.45	47.45	3.28	45.46	45.46	3.66	43.40	43.40	4.08	41.24	41.24	4.53	38.94	38.94	5.01	36.43	36.43	5.52
1800	72	58.77	31.55	3.33	55.79	30.44	3.73	52.67	29.29	4.16	49.47	28.13	4.62	46.08	26.90	5.11	42.40	25.60	5.63
	67	53.63	40.33	3.34	50.86	39.18	3.74	48.00	38.00	4.16	45.05	36.79	4.61	41.95	35.51	5.10	38.63	34.14	5.62
	63††	49.86	38.86	3.35	47.26	37.70	3.74	44.59	36.51	4.16	41.83	35.29	4.61	38.94	34.01	5.09	35.86	32.64	5.60
	62	49.15	48.57	3.35	46.83	46.83	3.74	44.66	44.66	4.16	42.38	42.38	4.61	39.95	39.95	5.09	37.31	37.31	5.61
	57	48.93	48.93	3.35	46.84	46.84	3.74	44.66	44.66	4.16	42.38	42.38	4.61	39.96	39.96	5.09	37.31	37.31	5.61

Cooling Indoor Model	Capacity	Power	Furnace Model
*FX4CN(B,F)048	1.00	1.00	
FE4ANB006	1.00	0.96	
FE4ANF005	0.99	0.97	
FV4BNB006	1.00	0.96	
FV4BNF005	0.99	0.97	
FX4CN(B,F)060	1.02	1.00	
FY4ANB060	1.00	1.05	
FY4ANF048	0.99	1.05	
CAP**4817A**	0.95	1.01	
CAP**4821A**	0.97	1.03	
CAP**4824A**	0.97	1.03	
CAP**6021A**	1.00	1.06	
CAP**6024A**	1.00	1.06	
CNPF*4818A**	0.95	1.01	
CNPH*4821A**	0.97	1.03	
CNPH*6024A**	0.99	1.03	
CNPV*4821A**	0.97	1.03	
CNPV*4824A**	0.99	1.03	
CSPH*4812A**	0.97	1.03	
CSPH*6012A**	1.00	1.05	
CAP**4817A**	0.96	0.98	58CV(A,X)090-16
CNPH*4821A**	0.96	0.98	58CV(A,X)090-16
CNPH*6024A**	0.98	0.98	58CV(A,X)090-16
CSPH*4812A**	0.96	0.98	58CV(A,X)090-16
CSPH*6012A**	0.99	0.99	58CV(A,X)090-16
CAP**4821A**	0.96	0.98	58CV(A,X)110-20
CAP**6021A**	0.99	0.97	58CV(A,X)110-20
CNPH*4821A**	0.97	0.99	58CV(A,X)110-20
CNPH*6024A**	0.98	0.98	58CV(A,X)110-20
CNPV*4821A**	0.96	0.96	58CV(A,X)110-20
CSPH*4812A**	0.96	0.98	58CV(A,X)110-20
CSPH*6012A**	0.99	0.97	58CV(A,X)110-20
CAP**4824A**	0.97	0.99	58CV(A,X)135-22

Cooling Indoor Model	Capacity	Power	Furnace Model
CAP**6024A**	0.99	0.97	58CV(A,X)135-22
CNPH*4821A**	0.97	0.97	58CV(A,X)135-22
CNPH*6024A**	0.99	0.99	58CV(A,X)135-22
CNPV*4824A**	0.97	0.97	58CV(A,X)135-22
CNPV*6024A**	0.99	0.97	58CV(A,X)135-22
CSPH*4812A**	0.97	0.97	58CV(A,X)135-22
CSPH*6012A**	0.99	0.97	58CV(A,X)135-22
CAP**4824A**	0.97	0.97	58CV(A,X)155-22
CAP**6024A**	0.99	0.97	58CV(A,X)155-22
CNPH*4821A**	0.97	0.95	58CV(A,X)155-22
CNPH*6024A**	0.99	0.99	58CV(A,X)155-22
CNPV*4824A**	0.97	0.95	58CV(A,X)155-22
CNPV*6024A**	0.99	0.97	58CV(A,X)155-22
CSPH*4812A**	0.97	0.97	58CV(A,X)155-22
CSPH*6012A**	0.99	0.97	58CV(A,X)155-22
CAP**4821A**	0.96	0.98	58MVB080-20
CAP**6021A**	0.98	0.98	58MVB080-20
CNPH*4821A**	0.96	0.98	58MVB080-20
CNPH*6024A**	0.98	0.98	58MVB080-20
CNPV*4821A**	0.96	0.98	58MVB080-20
CNPV*6024A**	0.96	0.98	58MVB080-20
CSPH*4812A**	0.96	0.98	58MVB080-20
CSPH*6012A**	0.98	0.98	58MVB080-20
CAP**4821A**	0.96	0.98	58MVB100-20
CAP**6021A**	0.98	0.98	58MVB100-20
CNPH*4821A**	0.96	0.98	58MVB100-20
CNPH*6024A**	0.98	0.98	58MVB100-20
CNPV*4821A**	0.96	0.98	58MVB100-20
CNPV*6024A**	0.96	0.98	58MVB100-20
CSPH*4812A**	0.96	0.98	58MVB100-20
CSPH*6012A**	0.99	0.99	58MVB100-20
CAP**4824A**	0.96	0.98	58MVB120-20
CAP**6024A**	0.98	0.98	58MVB120-20
CNPH*4821A**	0.96	0.98	58MVB120-20
CNPH*6024A**	0.98	0.98	58MVB120-20
CNPV*4824A**	0.96	0.98	58MVB120-20

Cooling Indoor Model	Capacity	Power	Furnace Model
CNPV*6024A**	0.98	0.98	58MVB120-20
CSPH*4812A**	0.96	0.98	58MVB120-20
CSPH*6012A**	0.99	0.99	58MVB120-20

See notes on pg. 24

DETAILED COOLING CAPACITIES (CONT)‡‡

EVAPORATOR AIR		CONDENSER ENTERING AIR TEMPERATURES (°F)																	
CFM	EWB	75			85			95			105			115			125		
		Capacity MBtu†		Total Sys-tem kW**	Capacity MBtu†		Total Sys-tem kW**	Capacity MBtu†		Total Sys-tem kW**	Capacity MBtu†		Total Sys-tem kW**	Capacity MBtu†		Total Sys-tem kW**	Capacity MBtu†		Total Sys-tem kW**
		Total	Sens‡		Total	Sens‡		Total	Sens‡		Total	Sens‡		Total	Sens‡		Total	Sens‡	
<b>25HPA460A30 Outdoor Section With FX4CN(B,F)060 Indoor Section</b>																			
1750	72	71.59	36.45	4.32	68.16	35.13	4.74	64.46	33.71	5.20	60.60	32.25	5.71	56.42	30.69	6.25	51.80	29.00	6.83
	67	65.86	45.68	4.26	62.69	44.31	4.68	59.28	42.86	5.14	55.73	41.36	5.65	51.90	39.77	6.19	47.69	38.04	6.78
	63††	61.58	44.35	4.21	58.60	42.97	4.63	55.42	41.52	5.09	52.11	40.02	5.60	48.54	38.43	6.14	44.64	36.70	6.73
	62	60.42	54.80	4.20	57.51	53.36	4.62	54.43	51.82	5.08	51.24	50.16	5.59	47.98	47.98	6.14	44.76	44.76	6.74
	57	58.37	58.37	4.18	56.03	56.03	4.60	53.53	53.53	5.07	50.87	50.87	5.58	47.98	47.98	6.14	44.57	44.57	6.73
2000	72	72.57	38.01	4.44	69.01	36.65	4.86	65.17	35.21	5.32	61.17	33.74	5.82	56.86	32.17	6.37	52.10	30.45	6.95
	67	66.85	48.38	4.38	63.54	46.99	4.80	60.00	45.51	5.26	56.32	43.99	5.76	52.36	42.37	6.31	48.01	40.59	6.89
	63††	62.57	46.90	4.33	59.47	45.49	4.75	56.16	44.01	5.21	52.72	42.48	5.72	49.02	40.85	6.26	44.99	39.07	6.85
	62	61.51	58.50	4.32	58.51	56.95	4.74	55.33	55.33	5.20	52.46	52.46	5.71	49.38	49.38	6.27	45.93	45.93	6.86
	57	60.49	60.49	4.31	57.98	57.98	4.74	55.30	55.30	5.20	52.47	52.47	5.71	49.38	49.38	6.27	45.93	45.93	6.86
2250	72	73.25	39.46	4.56	69.57	38.09	4.98	65.64	36.65	5.44	61.53	35.16	5.94	57.11	33.57	6.48	52.23	31.84	7.06
	67	67.52	50.96	4.50	64.12	49.55	4.92	60.47	48.04	5.38	56.69	46.49	5.88	52.63	44.83	6.43	48.18	42.99	7.01
	63††	63.27	49.31	4.45	60.07	47.88	4.87	56.66	46.37	5.33	53.12	44.81	5.83	49.33	43.14	6.38	45.21	41.29	6.96
	62	62.43	61.72	4.44	59.53	59.53	4.87	56.70	56.70	5.33	53.72	53.72	5.84	50.46	50.46	6.40	46.83	46.83	6.99
	57	62.18	62.18	4.44	59.54	59.54	4.87	56.70	56.70	5.33	53.72	53.72	5.84	50.47	50.47	6.40	46.83	46.83	6.99

Cooling Indoor Model	Capacity	Power	Furnace Model
*FX4CN(B,F)060	1.00	1.00	
FE4ANB006	0.99	0.99	
FV4BNB006	0.99	0.99	
FY4ANB060	0.99	1.08	
CAP**6021A**	0.98	1.04	
CAP**6024A**	0.99	1.06	
CNPH*6024A**	0.98	1.05	
CNPV*6024A**	0.99	1.06	
CSPH*6012A**	0.99	1.06	

Cooling Indoor Model	Capacity	Power	Furnace Model
CAP**6021A**	0.98	0.99	58CV(A,X)110-20
CNPH*6024A**	0.98	1.01	58CV(A,X)110-20
CSPH*6012A**	0.98	1.00	58CV(A,X)110-20
CAP**6024A**	0.98	1.00	58CV(A,X)135-22
CNPH*6024A**	0.98	1.00	58CV(A,X)135-22
CNPV*6024A**	0.98	1.00	58CV(A,X)135-22
CSPH*6012A**	0.98	1.01	58CV(A,X)135-22
CAP**6024A**	0.98	1.01	58CV(A,X)155-22
CNPH*6024A**	0.98	1.00	58CV(A,X)155-22
CNPV*6024A**	0.98	1.00	58CV(A,X)155-22
CSPH*6012A**	0.98	1.01	58CV(A,X)155-22

\* Tested combination.

† Total and sensible capacities are net capacities. Blower motor heat has been subtracted.

‡ Sensible capacities shown are based on 80°F (27°C) entering air at the indoor coil. For sensible capacities at other than 80°F (27°C), deduct 835 Btu (245 kW) per 1000 CFM (480 L/S) of indoor coil air for each degree below 80°F (27°C), or add 835 Btu (245 kW) per 1000 CFM (480 L/S) of indoor coil air per degree above 80°F (27°C).

\*\* System kw is total of indoor and outdoor unit kilowatts.

†† At TVA rating indoor condition (75°F edb/63°F ewb). All other indoor air temperatures are at 80°F edb.

‡‡ Detailed cooling capacities are based on indoor and outdoor unit at the same elevation per ARI standard 210/240-94. If additional tubing length and/or indoor unit is located above outdoor unit, a slight variation in capacity may occur.

NOTE: When the required data falls between the published data, interpolation may be performed. Extrapolation is not an acceptable practice.

EWB — Entering Wet Bulb

# HEAT PUMP HEATING PERFORMANCE

INDOOR AIR		OUTDOOR COIL ENTERING AIR TEMPERATURES (°F)																							
		-3			7			17			27			37			47			57			67		
		Capacity MBtuh		Total Sys-tem kW†	Capacity MBtuh		Total Sys-tem kW†	Capacity MBtuh		Total Sys-tem kW†	Capacity MBtuh		Total Sys-tem kW†	Capacity MBtuh		Total Sys-tem kW†	Capacity MBtuh		Total Sys-tem kW†	Capacity MBtuh		Total Sys-tem kW†	Capacity MBtuh		Total Sys-tem kW†
EDB	CFM	Total	In-teg†	Total	In-teg†	Total	In-teg†	Total	In-teg†	Total	In-teg†	Total	In-teg†	Total	In-teg†	Total	In-teg†	Total	In-teg†	Total	In-teg†	Total	In-teg†	Total	In-teg†
		<b>25HPA418A30 Outdoor Section With FX4CN(B,F)018 Indoor Section</b>																							
65	525	6.53	6.00	1.11	8.43	7.75	1.16	10.47	9.55	1.20	12.69	11.27	1.26	15.23	13.86	1.33	18.02	18.02	1.41	21.06	21.06	1.50	24.49	24.49	1.62
	600	6.69	6.15	1.13	8.61	7.91	1.17	10.67	9.73	1.21	12.94	11.50	1.26	15.53	14.13	1.32	18.34	18.34	1.39	21.50	21.50	1.48	24.87	24.87	1.57
	675	6.83	6.28	1.15	8.77	8.06	1.18	10.85	9.89	1.22	13.16	11.69	1.26	15.78	14.36	1.32	18.64	18.64	1.38	21.86	21.86	1.47	24.72	24.72	1.53
70	525	6.20	5.71	1.15	8.13	7.48	1.20	10.19	9.29	1.26	12.39	11.01	1.31	14.86	13.52	1.38	17.64	17.64	1.47	20.64	20.64	1.57	24.01	24.01	1.70
	600	6.36	5.86	1.17	8.31	7.64	1.22	10.39	9.47	1.26	12.63	11.22	1.31	15.16	13.79	1.37	18.00	18.00	1.45	21.08	21.08	1.54	24.50	24.50	1.65
	675	6.51	5.99	1.19	8.48	7.79	1.23	10.57	9.64	1.27	12.84	11.40	1.32	15.44	14.05	1.37	18.28	18.28	1.44	21.45	21.45	1.53	24.75	24.75	1.61
75	525	5.86	5.39	1.19	7.82	7.19	1.25	9.89	9.02	1.31	12.09	10.74	1.37	14.51	13.21	1.44	17.26	17.26	1.53	20.23	20.23	1.63	23.55	23.55	1.77
	600	6.02	5.54	1.21	8.00	7.35	1.27	10.09	9.20	1.31	12.32	10.95	1.37	14.81	13.47	1.43	17.62	17.62	1.51	20.66	20.66	1.61	24.06	24.06	1.72
	675	6.17	5.67	1.23	8.16	7.50	1.28	10.27	9.37	1.32	12.53	11.13	1.37	15.06	13.70	1.43	17.91	17.91	1.50	21.00	21.00	1.59	24.40	24.40	1.69

Heating Indoor Model	Capacity	Power	Furnace Model
*FX4CNF018	1.00	1.00	
FE4ANF002	0.99	0.97	
FF1ENP018	1.00	1.06	
FF1ENP024	1.00	1.05	
FV4BNF002	0.99	0.97	
FX4CNF024	1.00	0.99	
FY4ANF018	1.00	1.07	
FY4ANF024	1.00	1.07	
CAP**1814A**	1.00	1.08	
CAP**2414A**	1.00	1.04	
CAP**2417A**	1.00	1.04	
CNPF*2418A**	1.00	1.02	
CNPH*2417A**	1.00	1.02	
CNPV*1814A**	1.00	1.03	
CNPV*2414A**	1.00	1.02	
CNPV*2417A**	1.00	1.02	
CSPH*2412A**	1.00	1.02	
CAP**1814A**	0.97	1.04	58CV(A,X)070-12
CAP**2414A**	0.98	1.01	58CV(A,X)070-12
CNPH*2417A**	0.98	0.99	58CV(A,X)070-12
CNPV*1814A**	0.97	1.00	58CV(A,X)070-12
CNPV*2414A**	0.98	0.99	58CV(A,X)070-12
CSPH*2412A**	0.98	1.00	58CV(A,X)070-12
CAP**2417A**	0.98	1.00	58CV(A,X)090-16
CNPH*2417A**	0.98	0.98	58CV(A,X)090-16
CNPV*2417A**	0.98	0.98	58CV(A,X)090-16
CSPH*2412A**	0.98	0.99	58CV(A,X)090-16
CNPH*2417A**	0.98	1.00	58MVB040-14
CSPH*2412A**	0.98	1.00	58MVB040-14
CAP**2417A**	0.98	1.00	58MVB060-14
CNPH*2417A**	0.98	0.99	58MVB060-14
CNPV*2417A**	0.98	0.99	58MVB060-14
CSPH*2412A**	0.98	0.99	58MVB060-14
CNPH*2417A**	0.98	0.99	58MVB080-14
CSPH*2412A**	0.98	0.99	58MVB080-14

See notes on pg. 31

# HEAT PUMP HEATING PERFORMANCE CONTINUED

INDOOR AIR		OUTDOOR COIL ENTERING AIR TEMPERATURES (°F)																							
		-3			7			17			27			37			47			57			67		
		Capacity MBtuh		Total System kW†	Capacity MBtuh		Total System kW†	Capacity MBtuh		Total System kW†	Capacity MBtuh		Total System kW†	Capacity MBtuh		Total System kW†	Capacity MBtuh		Total System kW†	Capacity MBtuh		Total System kW†	Capacity MBtuh		Total System kW†
EDB	CFM	Total	Integ‡	Total	Integ‡	Total	Integ‡	Total	Integ‡	Total	Integ‡	Total	Integ‡	Total	Integ‡	Total	Integ‡	Total	Integ‡	Total	Integ‡	Total	Integ‡	Total	Integ‡
		<b>25HPA424A30 Outdoor Section With FX4CN(B,F)024 Indoor Section</b>																							
65	700	9.53	8.77	1.36	11.97	11.00	1.43	14.73	13.43	1.52	17.80	15.81	1.63	21.17	19.27	1.75	24.08	24.08	1.85	26.88	26.88	1.96	29.56	29.56	2.07
	800	9.72	8.94	1.37	12.18	11.20	1.44	15.00	13.68	1.52	18.07	16.05	1.62	21.32	19.40	1.72	23.84	23.84	1.81	26.36	26.36	1.91	27.72	27.72	1.95
	900	9.89	9.10	1.39	12.38	11.37	1.46	15.21	13.87	1.53	18.30	16.25	1.63	21.26	19.35	1.71	23.55	23.55	1.80	25.42	25.42	1.86	26.13	26.13	1.88
70	700	9.21	8.47	1.41	11.67	10.72	1.49	14.41	13.14	1.58	17.44	15.49	1.69	20.80	18.93	1.83	23.94	23.94	1.93	26.81	26.81	2.06	29.59	29.59	2.17
	800	9.40	8.65	1.43	11.87	10.91	1.50	14.64	13.35	1.59	17.73	15.75	1.69	21.08	19.19	1.81	23.80	23.80	1.90	26.43	26.43	2.00	28.40	28.40	2.08
	900	9.58	8.81	1.45	12.06	11.08	1.52	14.86	13.55	1.60	17.94	15.94	1.70	21.17	19.26	1.80	23.58	23.58	1.88	25.96	25.96	1.97	26.90	26.90	2.00
75	700	8.86	8.15	1.46	11.36	10.44	1.56	14.06	12.82	1.65	17.10	15.19	1.77	20.40	18.56	1.90	23.83	23.83	2.03	26.68	26.68	2.15	29.56	29.56	2.28
	800	9.06	8.33	1.48	11.57	10.63	1.57	14.30	13.04	1.66	17.37	15.43	1.76	20.73	18.86	1.89	23.70	23.70	1.99	26.41	26.41	2.10	28.88	28.88	2.20
	900	9.23	8.49	1.50	11.75	10.80	1.58	14.54	13.26	1.66	17.60	15.63	1.77	20.95	19.06	1.88	23.55	23.55	1.97	26.05	26.05	2.07	27.58	27.58	2.12

Heating Indoor Model	Capacity	Power	Furnace Model
*FX4CNF024	1.00	1.00	
FE4ANF003	0.94	0.93	
FF1ENP024	1.02	1.07	
FF1ENP030	1.02	1.06	
FV4BNF002	0.97	0.95	
FV4BNF003	0.94	0.93	
FX4CNF030	0.97	0.96	
FY4ANF024	1.02	1.07	
FY4ANF030	0.99	1.03	
CAP**2414A**	1.03	1.06	
CAP**2417A**	1.03	1.06	
CAP**3014A**	0.94	1.02	
CAP**3017A**	0.94	1.02	
CNPF*2418A**	1.02	1.03	
CNPH*2417A**	1.02	1.03	
CNPH*3017A**	0.93	1.01	
CNPV*2414A**	1.02	1.03	
CNPV*2417A**	1.02	1.03	
CNPV*3014A**	0.93	1.01	
CNPV*3017A**	0.93	1.01	
CSPH*2412A**	0.98	1.02	
CSPH*3012A**	0.90	0.99	
CAP**2414A**	1.02	1.02	58CV(A,X)070-12
CAP**3014A**	0.96	0.98	58CV(A,X)070-12
CNPH*2417A**	1.03	1.00	58CV(A,X)070-12
CNPH*3017A**	0.96	0.98	58CV(A,X)070-12
CNPV*2414A**	1.02	0.99	58CV(A,X)070-12
CNPV*3014A**	0.96	0.98	58CV(A,X)070-12
CSPH*2412A**	0.99	0.98	58CV(A,X)070-12
CSPH*3012A**	0.92	0.95	58CV(A,X)070-12
CAP**2417A**	1.01	1.00	58CV(A,X)090-16
CAP**3017A**	0.96	0.97	58CV(A,X)090-16
CNPH*2417A**	1.02	0.98	58CV(A,X)090-16
CNPH*3017A**	0.95	0.96	58CV(A,X)090-16
CNPV*2417A**	1.02	0.98	58CV(A,X)090-16
CNPV*3017A**	0.95	0.96	58CV(A,X)090-16
CSPH*2412A**	0.99	0.97	58CV(A,X)090-16
CSPH*3012A**	0.92	0.94	58CV(A,X)090-16
CNPH*2417A**	1.02	0.99	58CV(A,X)110-20
CNPH*3017A**	0.95	0.96	58CV(A,X)110-20
CSPH*2412A**	0.99	0.98	58CV(A,X)110-20
CSPH*3012A**	0.92	0.94	58CV(A,X)110-20
CNPH*2417A**	1.02	0.99	58CV(A,X)135-22
CNPH*3017A**	0.95	0.96	58CV(A,X)135-22
CSPH*2412A**	0.99	0.98	58CV(A,X)135-22
CSPH*3012A**	0.92	0.94	58CV(A,X)135-22
CNPH*2417A**	1.01	0.98	58CV(A,X)155-22

Heating Indoor Model	Capacity	Power	Furnace Model
CNPH*3017A**	0.96	0.97	58CV(A,X)155-22
CSPH*2412A**	1.00	0.98	58CV(A,X)155-22
CSPH*3012A**	0.92	0.94	58CV(A,X)155-22
CNPH*2417A**	1.01	0.98	58MVB040-14
CNPH*3017A**	0.96	0.97	58MVB040-14
CSPH*2412A**	1.00	0.99	58MVB040-14
CSPH*3012A**	0.92	0.95	58MVB040-14
CAP**2417A**	1.02	1.01	58MVB060-14
CAP**3017A**	0.96	0.97	58MVB060-14
CNPH*2417A**	1.02	0.99	58MVB060-14
CNPH*3017A**	0.95	0.97	58MVB060-14
CNPV*2417A**	1.02	0.99	58MVB060-14
CNPV*3017A**	0.95	0.97	58MVB060-14
CSPH*2412A**	0.99	0.98	58MVB060-14
CSPH*3012A**	0.92	0.94	58MVB060-14
CNPH*2417A**	1.02	0.99	58MVB080-14
CNPH*3017A**	0.95	0.97	58MVB080-14
CSPH*2412A**	0.99	0.98	58MVB080-14
CSPH*3012A**	0.92	0.95	58MVB080-14
CNPH*2417A**	1.02	0.99	58MVB080-20
CNPH*3017A**	0.95	0.97	58MVB080-20
CSPH*2412A**	0.99	0.98	58MVB080-20
CSPH*3012A**	0.92	0.94	58MVB080-20
CNPH*2417A**	1.02	0.99	58MVB100-20
CNPH*3017A**	0.95	0.96	58MVB100-20
CSPH*2412A**	0.99	0.98	58MVB100-20
CSPH*3012A**	0.92	0.94	58MVB100-20
CNPH*2417A**	1.03	1.00	58MVB120-20
CNPH*3017A**	0.96	0.98	58MVB120-20
CSPH*2412A**	0.99	0.98	58MVB120-20
CSPH*3012A**	0.92	0.95	58MVB120-20

See notes on pg. 31

# HEAT PUMP HEATING PERFORMANCE CONTINUED

INDOOR AIR		OUTDOOR COIL ENTERING AIR TEMPERATURES (°F)																							
		-3			7			17			27			37			47			57			67		
		EDB	CFM	Capacity MBtuh		Total Sys-tem kW†	Capacity MBtuh		Total Sys-tem kW†	Capacity MBtuh		Total Sys-tem kW†	Capacity MBtuh		Total Sys-tem kW†	Capacity MBtuh		Total Sys-tem kW†	Capacity MBtuh		Total Sys-tem kW†	Capacity MBtuh		Total Sys-tem kW†	
Total	In-let‡			Total	In-let‡	Total	In-let‡	Total	In-let‡	Total	In-let‡	Total	In-let‡	Total	In-let‡	Total	In-let‡	Total	In-let‡	Total	In-let‡	Total	In-let‡		
<b>25HPA430A30 Outdoor Section With FX4CN(B,F)030 Indoor Section</b>																									
65	875	11.54	10.61	1.76	14.56	13.38	1.84	17.81	16.24	1.93	21.46	19.06	2.03	25.56	23.26	2.16	30.11	30.11	2.32	35.21	35.21	2.52	40.68	40.68	2.70
	1000	11.72	10.78	1.76	14.77	13.57	1.84	18.06	16.46	1.92	21.81	19.37	2.02	25.91	23.57	2.14	30.51	30.51	2.29	35.64	35.64	2.46	40.86	40.86	2.63
	1125	11.88	10.93	1.77	14.95	13.74	1.84	18.27	16.66	1.92	22.04	19.58	2.01	26.18	23.82	2.12	30.82	30.82	2.27	35.84	35.84	2.42	40.90	40.90	2.59
70	875	11.10	10.21	1.83	14.18	13.03	1.92	17.46	15.92	2.01	21.04	18.69	2.13	25.09	22.83	2.26	29.59	29.59	2.43	34.61	34.61	2.63	40.17	40.17	2.83
	1000	11.29	10.39	1.84	14.39	13.23	1.92	17.70	16.14	2.00	21.33	18.95	2.11	25.43	23.14	2.23	30.00	30.00	2.39	35.10	35.10	2.58	40.42	40.42	2.75
	1125	11.46	10.54	1.85	14.57	13.39	1.93	17.90	16.32	2.00	21.58	19.17	2.10	25.71	23.39	2.22	30.30	30.30	2.37	35.43	35.43	2.54	40.51	40.51	2.70
75	875	10.65	9.80	1.90	13.77	12.66	2.01	17.06	15.56	2.11	20.60	18.30	2.23	24.63	22.41	2.37	29.05	29.05	2.54	34.00	34.00	2.75	39.54	39.54	2.96
	1000	10.84	9.98	1.91	13.98	12.85	2.00	17.30	15.78	2.10	20.89	18.56	2.21	24.97	22.72	2.34	29.47	29.47	2.50	34.50	34.50	2.69	39.96	39.96	2.87
	1125	11.01	10.13	1.92	14.17	13.02	2.01	17.51	15.97	2.09	21.14	18.77	2.20	25.25	22.97	2.32	29.79	29.79	2.47	34.88	34.88	2.66	40.06	40.06	2.82

Heating Indoor Model	Capacity	Power	Furnace Model
*FX4CNF030	1.00	1.00	
FE4ANF002	0.99	0.98	
FE4ANF003	0.98	0.98	
FE4ANF005	0.97	0.92	
FE5ANB004	0.97	0.89	
FF1ENP030	1.01	1.07	
FF1ENP036	1.01	1.06	
FV4BNF002	0.99	0.98	
FV4BNF003	0.98	0.98	
FV4BNF005	0.97	0.92	
FX4CN(B,F)036	1.01	1.00	
FY4ANF030	1.01	1.06	
FY4ANF036	1.02	1.06	
CAP**3014A**	1.01	1.06	
CAP**3017A**	1.01	1.06	
CAP**3614A**	1.02	1.06	
CAP**3617A**	1.02	1.06	
CAP**3621A**	1.02	1.06	
CNPF*3618A**	1.02	1.07	
CNPH*3017A**	1.02	1.07	
CNPH*3617A**	1.02	1.07	
CNPV*3014A**	1.02	1.07	
CNPV*3017A**	1.02	1.07	
CNPV*3617A**	1.02	1.07	
CNPV*3621A**	1.02	1.07	
CSPH*3012A**	1.02	1.06	
CSPH*3612A**	1.03	1.03	
CAP**3014A**	0.98	1.02	58CV(A,X)070-12
CAP**3614A**	0.99	1.02	58CV(A,X)070-12
CNPH*3017A**	0.98	1.01	58CV(A,X)070-12
CNPH*3617A**	0.98	1.01	58CV(A,X)070-12
CNPV*3014A**	0.99	1.02	58CV(A,X)070-12
CSPH*3012A**	0.99	1.02	58CV(A,X)070-12
CSPH*3612A**	0.99	0.99	58CV(A,X)070-12
CAP**3017A**	0.98	1.01	58CV(A,X)090-16
CAP**3617A**	0.98	1.00	58CV(A,X)090-16
CNPH*3017A**	0.98	1.01	58CV(A,X)090-16
CNPH*3617A**	0.98	1.01	58CV(A,X)090-16
CNPV*3017A**	0.98	1.01	58CV(A,X)090-16
CNPV*3617A**	0.98	1.01	58CV(A,X)090-16
CSPH*3012A**	0.98	1.00	58CV(A,X)090-16
CSPH*3612A**	0.99	0.97	58CV(A,X)090-16
CAP**3621A**	0.98	0.99	58CV(A,X)110-20
CNPH*3017A**	0.98	1.00	58CV(A,X)110-20

Heating Indoor Model	Capacity	Power	Furnace Model
CNPH*3617A**	0.98	1.00	58CV(A,X)110-20
CNPV*3621A**	0.98	1.00	58CV(A,X)110-20
CSPH*3012A**	0.99	1.01	58CV(A,X)110-20
CSPH*3612A**	0.99	0.98	58CV(A,X)110-20
CNPH*3017A**	0.98	1.00	58CV(A,X)135-22
CNPH*3617A**	0.98	1.00	58CV(A,X)135-22
CSPH*3012A**	0.98	1.00	58CV(A,X)135-22
CSPH*3612A**	0.99	0.97	58CV(A,X)135-22
CNPH*3017A**	0.98	1.00	58CV(A,X)155-22
CNPH*3617A**	0.98	1.00	58CV(A,X)155-22
CSPH*3012A**	0.98	1.00	58CV(A,X)155-22
CSPH*3612A**	0.99	0.97	58CV(A,X)155-22
CNPH*3017A**	0.98	1.01	58MVB040-14
CNPH*3617A**	0.98	1.01	58MVB040-14
CSPH*3012A**	0.99	1.02	58MVB040-14
CSPH*3612A**	0.99	0.99	58MVB040-14
CAP**3017A**	0.98	1.02	58MVB060-14
CAP**3617A**	0.98	1.01	58MVB060-14
CNPH*3017A**	0.98	1.01	58MVB060-14
CNPH*3617A**	0.98	1.01	58MVB060-14
CNPV*3017A**	0.98	1.01	58MVB060-14
CSPH*3012A**	0.98	1.01	58MVB060-14
CSPH*3612A**	0.99	0.98	58MVB060-14
CAP**3621A**	0.98	1.00	58MVB080-14
CNPH*3017A**	0.98	1.01	58MVB080-14
CNPH*3617A**	0.98	1.01	58MVB080-14
CNPV*3621A**	0.98	1.01	58MVB080-14
CSPH*3012A**	0.99	1.02	58MVB080-14
CSPH*3612A**	0.99	0.99	58MVB080-14
CAP**3621A**	0.98	1.00	58MVB080-20
CNPH*3017A**	0.98	1.01	58MVB080-20
CNPH*3617A**	0.98	1.01	58MVB080-20
CNPV*3621A**	0.98	1.01	58MVB080-20
CSPH*3012A**	0.99	1.01	58MVB080-20
CSPH*3612A**	0.99	0.99	58MVB080-20
CAP**3621A**	0.98	1.00	58MVB100-20
CNPH*3017A**	0.98	1.01	58MVB100-20
CNPH*3617A**	0.98	1.01	58MVB100-20
CNPV*3621A**	0.98	1.01	58MVB100-20
CSPH*3012A**	0.99	1.01	58MVB100-20
CSPH*3612A**	0.99	0.98	58MVB100-20
CNPH*3017A**	0.98	1.01	58MVB120-20
CNPH*3617A**	0.98	1.01	58MVB120-20

Heating Indoor Model	Capacity	Power	Furnace Model
CSPH*3012A**	0.98	1.01	58MVB120-20
CSPH*3612A**	0.99	0.98	58MVB120-20

See notes on pg. 31

# HEAT PUMP HEATING PERFORMANCE CONTINUED

INDOOR AIR		OUTDOOR COIL ENTERING AIR TEMPERATURES (°F)																							
		-3			7			17			27			37			47			57			67		
		EDB	CFM	Capacity MBtuh		Total Sys-tem kW†	Capacity MBtuh		Total Sys-tem kW†	Capacity MBtuh		Total Sys-tem kW†	Capacity MBtuh		Total Sys-tem kW†	Capacity MBtuh		Total Sys-tem kW†	Capacity MBtuh		Total Sys-tem kW†	Capacity MBtuh		Total Sys-tem kW†	
Total	In-teg†			Total	In-teg†	Total	In-teg†	Total	In-teg†	Total	In-teg†	Total	In-teg†	Total	In-teg†	Total	In-teg†	Total	In-teg†	Total	In-teg†	Total	In-teg†		
<b>25HPA436A30 Outdoor Section With FX4CN(B,F)042 Indoor Section</b>																									
65	1050	14.89	13.70	2.41	18.42	16.93	2.52	22.21	20.25	2.62	26.24	23.30	2.74	30.88	28.10	2.90	35.97	35.97	3.07	41.43	41.43	3.23	47.05	47.05	3.45
	1200	15.19	13.98	2.44	18.75	17.23	2.53	22.55	20.56	2.63	26.66	23.68	2.73	31.39	28.57	2.87	36.55	36.55	3.00	41.79	41.79	3.16	47.26	47.26	3.34
	1350	15.46	14.22	2.47	19.04	17.50	2.55	22.86	20.84	2.64	27.02	24.00	2.74	31.81	28.94	2.87	36.89	36.89	2.98	41.98	41.98	3.12	47.12	47.12	3.28
70	1050	14.41	13.26	2.51	17.98	16.53	2.62	21.80	19.87	2.74	25.81	22.92	2.87	30.31	27.58	3.02	35.37	35.37	3.21	40.91	40.91	3.38	46.47	46.47	3.60
	1200	14.71	13.54	2.54	18.31	16.83	2.64	22.15	20.20	2.74	26.22	23.29	2.86	30.90	28.12	3.00	36.00	36.00	3.14	41.34	41.34	3.30	46.78	46.78	3.49
	1350	14.99	13.79	2.57	18.60	17.10	2.66	22.47	20.49	2.75	26.56	23.59	2.86	31.32	28.50	2.99	36.43	36.43	3.11	41.56	41.56	3.26	46.85	46.85	3.43
75	1050	13.89	12.78	2.60	17.52	16.10	2.73	21.34	19.46	2.86	25.41	22.57	2.99	29.79	27.11	3.15	34.87	34.87	3.35	40.38	40.38	3.53	45.88	45.88	3.75
	1200	14.20	13.07	2.63	17.85	16.40	2.75	21.71	19.79	2.86	25.80	22.92	2.98	30.28	27.56	3.12	35.45	35.45	3.29	40.81	40.81	3.45	46.27	46.27	3.65
	1350	14.48	13.32	2.67	18.15	16.68	2.77	22.03	20.09	2.87	26.16	23.24	2.99	30.73	27.96	3.12	35.92	35.92	3.26	41.12	41.12	3.40	46.42	46.42	3.58

Heating Indoor Model	Capacity	Power	Furnace Model
*FX4CN(B,F)042	1.00	1.00	
FE4ANF002	1.00	1.08	
FE4ANF003	1.00	1.07	
FE4ANF005	1.00	1.00	
FF1ENP036	1.00	1.11	
FV4BNF002	1.00	1.08	
FV4BNF003	1.00	1.07	
FV4BNF005	1.00	1.00	
FX4CN(B,F)036	1.00	1.04	
FX4CN(B,F)042	1.00	1.00	
FY4ANF036	1.00	1.13	
CAP**3614A**	0.97	1.08	
CAP**3617A**	1.00	1.08	
CAP**3621A**	1.00	1.08	
CAP**4221A**	1.00	1.06	
CAP**4224A**	1.00	1.08	
CNPF*3618A**	1.00	1.09	
CNPH*3617A**	1.00	1.09	
CNPH*4221A**	1.00	1.06	
CNPV*3617A**	1.00	1.09	
CNPV*3621A**	1.00	1.09	
CNPV*4221A**	1.00	1.06	
CSPH*3612A**	1.00	1.04	
CSPH*4212A**	1.00	1.02	
CAP**3614A**	1.00	1.11	58CV(A,X)070-12
CNPH*3617A**	1.00	1.08	58CV(A,X)070-12
CNPH*4221A**	1.00	1.03	58CV(A,X)070-12
CSPH*3612A**	1.00	1.02	58CV(A,X)070-12
CSPH*4212A**	1.00	1.00	58CV(A,X)070-12
CAP**3617A**	1.00	1.09	58CV(A,X)090-16
CNPH*3617A**	1.00	1.06	58CV(A,X)090-16
CNPH*4221A**	1.00	1.01	58CV(A,X)090-16
CNPV*3617A**	1.00	1.06	58CV(A,X)090-16
CSPH*3612A**	1.00	1.00	58CV(A,X)090-16
CSPH*4212A**	1.00	0.98	58CV(A,X)090-16
CAP**3621A**	1.00	1.08	58CV(A,X)110-20
CAP**4221A**	1.00	1.07	58CV(A,X)110-20
CNPH*3617A**	1.00	1.10	58CV(A,X)110-20
CNPH*4221A**	1.00	1.05	58CV(A,X)110-20

Heating Indoor Model	Capacity	Power	Furnace Model
CNPV*3621A**	1.00	1.09	58CV(A,X)110-20
CNPH*4221A**	1.00	1.05	58CV(A,X)110-20
CSPH*3612A**	1.00	1.05	58CV(A,X)110-20
CSPH*4212A**	1.00	1.03	58CV(A,X)110-20
CAP**4224A**	1.00	1.07	58CV(A,X)135-22
CNPH*3617A**	1.00	1.10	58CV(A,X)135-22
CNPH*4221A**	1.00	1.05	58CV(A,X)135-22
CSPH*3612A**	1.00	1.05	58CV(A,X)135-22
CSPH*4212A**	1.00	1.03	58CV(A,X)135-22
CAP**4224A**	1.00	1.06	58CV(A,X)155-22
CNPH*3617A**	1.00	1.09	58CV(A,X)155-22
CNPH*4221A**	1.00	1.05	58CV(A,X)155-22
CSPH*3612A**	1.00	1.04	58CV(A,X)155-22
CSPH*4212A**	1.00	1.02	58CV(A,X)155-22
CAP**4224A**	1.00	1.05	58MVB040-14
CNPH*3617A**	1.00	1.11	58MVB040-14
CNPH*4221A**	1.00	1.07	58MVB040-14
CSPH*3612A**	1.00	1.05	58MVB040-14
CSPH*4212A**	1.00	1.03	58MVB040-14
CAP**3617A**	1.00	1.10	58MVB060-14
CNPH*3617A**	1.00	1.07	58MVB060-14
CNPH*4221A**	1.00	1.02	58MVB060-14
CNPV*3617A**	1.00	1.07	58MVB060-14
CSPH*3612A**	1.00	1.01	58MVB060-14
CSPH*4212A**	1.00	0.99	58MVB060-14
CAP**3621A**	1.00	1.07	58MVB080-14
CAP**4221A**	1.00	1.03	58MVB080-14
CNPH*3617A**	1.00	1.09	58MVB080-14
CNPH*4221A**	1.00	1.03	58MVB080-14
CNPV*3621A**	1.00	1.08	58MVB080-14
CNPV*4221A**	1.00	1.03	58MVB080-14
CSPH*3612A**	1.00	1.03	58MVB080-14
CSPH*4212A**	1.00	1.01	58MVB080-14
CAP**3621A**	1.00	1.06	58MVB080-20
CAP**4221A**	1.00	1.08	58MVB080-20
CNPH*3617A**	1.00	1.07	58MVB080-20
CNPH*4221A**	1.00	1.03	58MVB080-20
CNPV*3621A**	1.00	1.07	58MVB080-20
CNPV*4221A**	1.00	1.02	58MVB080-20

Heating Indoor Model	Capacity	Power	Furnace Model
CSPH*3612A**	1.00	1.02	58MVB080-20
CSPH*4212A**	1.00	0.99	58MVB080-20
CAP**3621A**	1.00	1.09	58MVB100-20
CAP**4221A**	1.00	1.07	58MVB100-20
CNPH*3617A**	1.00	1.10	58MVB100-20
CNPH*4221A**	1.00	1.06	58MVB100-20
CNPV*3621A**	1.00	1.10	58MVB100-20
CNPV*4221A**	1.00	1.06	58MVB100-20
CSPH*3612A**	1.00	1.05	58MVB100-20
CSPH*4212A**	1.00	1.04	58MVB100-20
CAP**4224A**	1.00	1.03	58MVB120-20
CNPH*3617A**	1.00	1.07	58MVB120-20
CNPH*4221A**	1.00	1.02	58MVB120-20
CSPH*3612A**	1.00	1.01	58MVB120-20
CSPH*4212A**	1.00	0.99	58MVB120-20

See notes on pg. 31

# HEAT PUMP HEATING PERFORMANCE CONTINUED

INDOOR AIR		OUTDOOR COIL ENTERING AIR TEMPERATURES (°F)																							
		-3		7		17		27		37		47		57		67									
		Capacity MBtuh	Total Sys-tem kW†	Capacity MBtuh	Total Sys-tem kW†	Capacity MBtuh	Total Sys-tem kW†	Capacity MBtuh	Total Sys-tem kW†	Capacity MBtuh	Total Sys-tem kW†	Capacity MBtuh	Total Sys-tem kW†	Capacity MBtuh	Total Sys-tem kW†	Capacity MBtuh	Total Sys-tem kW†	Capacity MBtuh	Total Sys-tem kW†						
Total	In-let‡																			Total	In-let‡	Total	In-let‡	Total	In-let‡
<b>25HPA442A1* Outdoor Section With FX4CN(B,F)042 Indoor Section</b>																									
65	1225	17.54	16.14	2.67	21.58	19.83	2.79	25.87	23.59	2.92	30.58	27.16	3.06	35.94	32.71	3.25	42.00	42.00	3.44	48.35	48.35	3.66	54.94	54.94	3.92
	1400	17.88	16.45	2.70	21.93	20.15	2.81	26.26	23.95	2.93	31.05	27.58	3.06	36.52	33.23	3.23	42.60	42.60	3.39	48.71	48.71	3.59	55.07	55.07	3.82
	1575	18.19	16.74	2.74	22.26	20.46	2.84	26.61	24.26	2.95	31.45	27.93	3.07	37.01	33.68	3.23	42.91	42.91	3.37	48.85	48.85	3.55	54.03	54.03	3.72
70	1225	17.04	15.68	2.78	21.11	19.40	2.91	25.46	23.22	3.04	30.07	26.71	3.20	35.38	32.19	3.39	41.35	41.35	3.61	47.76	47.76	3.82	54.28	54.28	4.09
	1400	17.39	16.00	2.81	21.49	19.74	2.93	25.84	23.56	3.06	30.54	27.13	3.20	35.93	32.69	3.37	42.00	42.00	3.54	48.16	48.16	3.75	54.56	54.56	3.99
	1575	17.70	16.29	2.85	21.82	20.05	2.96	26.19	23.88	3.08	30.95	27.49	3.21	36.42	33.14	3.37	42.42	42.42	3.52	48.40	48.40	3.71	54.47	54.47	3.92
75	1225	16.48	15.16	2.88	20.62	18.95	3.03	25.00	22.80	3.18	29.61	26.30	3.35	34.92	31.78	3.55	40.69	40.69	3.78	47.14	47.14	3.99	53.61	53.61	4.27
	1400	16.85	15.50	2.93	20.99	19.29	3.06	25.41	23.17	3.19	30.05	26.69	3.34	35.37	32.19	3.52	41.35	41.35	3.71	47.60	47.60	3.91	54.00	54.00	4.16
	1575	17.17	15.79	2.97	21.33	19.60	3.09	25.77	23.50	3.20	30.44	27.04	3.35	35.84	32.61	3.52	41.88	41.88	3.68	47.89	47.89	3.88	54.08	54.08	4.10

Heating Indoor Model	Capacity	Power	Furnace Model
*FX4CN(B,F)042	1.00	1.00	
FE4ANB006	1.00	0.98	
FE4ANF003	1.00	1.07	
FE4ANF005	1.00	0.99	
FV4BNB006	0.96	0.94	
FV4BNF003	1.00	1.07	
FV4BNF005	1.00	0.99	
FX4CN(B,F)048	1.00	0.98	
FY4ANF042	1.00	1.04	
FY4ANF048	1.00	1.03	
CAP**4221A**	1.00	1.05	
CAP**4224A**	1.00	1.05	
CAP**4817A**	1.00	1.01	
CAP**4821A**	1.00	1.02	
CAP**4824A**	1.00	1.02	
CNPF*4818A**	1.00	1.03	
CNPH*4221A**	1.00	1.05	
CNPH*4821A**	1.00	1.01	
CNPV*4221A**	1.00	1.05	
CNPV*4821A**	1.00	1.01	
CNPV*4824A**	1.00	1.01	
CSPH*4212A**	1.00	1.01	
CSPH*4812A**	1.00	1.00	
CNPH*4221A**	1.00	1.07	58CV(A,X)070-12
CNPH*4821A**	1.00	1.02	58CV(A,X)070-12
CSPH*4212A**	1.00	1.02	58CV(A,X)070-12
CSPH*4812A**	1.00	1.02	58CV(A,X)070-12
CAP**4817A**	1.00	1.00	58CV(A,X)090-16
CNPH*4221A**	1.00	1.06	58CV(A,X)090-16
CNPH*4821A**	1.00	1.01	58CV(A,X)090-16
CSPH*4212A**	1.00	1.01	58CV(A,X)090-16
CSPH*4812A**	1.00	1.00	58CV(A,X)090-16
CAP**4221A**	1.00	1.06	58CV(A,X)110-20
CAP**4821A**	1.00	1.01	58CV(A,X)110-20
CNPH*4221A**	1.00	1.04	58CV(A,X)110-20
CNPH*4821A**	1.00	1.00	58CV(A,X)110-20
CNPV*4221A**	1.00	1.04	58CV(A,X)110-20
CNPV*4821A**	1.00	1.00	58CV(A,X)110-20
CSPH*4212A**	1.00	1.01	58CV(A,X)110-20
CSPH*4812A**	1.00	1.00	58CV(A,X)110-20
CAP**4224A**	1.00	1.05	58CV(A,X)135-22
CAP**4824A**	1.00	1.00	58CV(A,X)135-22
CNPH*4221A**	1.00	1.04	58CV(A,X)135-22
CNPH*4821A**	1.00	1.00	58CV(A,X)135-22

Heating Indoor Model	Capacity	Power	Furnace Model
CNPV*4824A**	1.00	1.00	58CV(A,X)135-22
CSPH*4212A**	1.00	1.00	58CV(A,X)135-22
CSPH*4812A**	1.00	0.99	58CV(A,X)135-22
CAP**4224A**	1.00	1.05	58CV(A,X)155-22
CAP**4824A**	1.00	1.00	58CV(A,X)155-22
CNPH*4221A**	1.00	1.04	58CV(A,X)155-22
CNPH*4821A**	1.00	1.00	58CV(A,X)155-22
CNPV*4824A**	1.00	1.00	58CV(A,X)155-22
CSPH*4212A**	1.00	1.00	58CV(A,X)155-22
CSPH*4812A**	1.00	0.99	58CV(A,X)155-22
CAP**4224A**	1.00	1.08	58MVB040-14
CAP**4824A**	1.00	1.03	58MVB040-14
CNPH*4221A**	1.00	1.07	58MVB040-14
CNPH*4821A**	1.00	1.02	58MVB040-14
CNPV*4824A**	1.00	1.02	58MVB040-14
CSPH*4212A**	1.00	1.03	58MVB040-14
CSPH*4812A**	1.00	1.02	58MVB040-14
CAP**4817A**	1.00	1.01	58MVB060-14
CNPH*4221A**	1.00	1.06	58MVB060-14
CNPH*4821A**	1.00	1.02	58MVB060-14
CSPH*4212A**	1.00	1.02	58MVB060-14
CSPH*4812A**	1.00	1.01	58MVB060-14
CAP**4221A**	1.00	1.08	58MVB080-14
CAP**4821A**	1.00	1.03	58MVB080-14
CNPH*4221A**	1.00	1.07	58MVB080-14
CNPH*4821A**	1.00	1.03	58MVB080-14
CNPV*4221A**	1.00	1.07	58MVB080-14
CNPV*4821A**	1.00	1.03	58MVB080-14
CSPH*4212A**	1.00	1.03	58MVB080-14
CSPH*4812A**	1.00	1.02	58MVB080-14
CAP**4221A**	1.00	1.07	58MVB080-20
CAP**4821A**	1.00	1.02	58MVB080-20
CNPH*4221A**	1.00	1.06	58MVB080-20
CNPH*4821A**	1.00	1.02	58MVB080-20
CNPV*4221A**	1.00	1.06	58MVB080-20
CNPV*4821A**	1.00	1.02	58MVB080-20
CSPH*4212A**	1.00	1.02	58MVB080-20
CSPH*4812A**	1.00	1.01	58MVB080-20
CAP**4221A**	1.00	1.07	58MVB100-20
CAP**4821A**	1.00	1.01	58MVB100-20
CNPH*4221A**	1.00	1.05	58MVB100-20
CNPH*4821A**	1.00	1.01	58MVB100-20
CNPV*4221A**	1.00	1.05	58MVB100-20
CNPV*4821A**	1.00	1.01	58MVB100-20

Heating Indoor Model	Capacity	Power	Furnace Model
CSPH*4212A**	1.00	1.01	58MVB100-20
CSPH*4812A**	1.00	1.00	58MVB100-20
CAP**4224A**	1.00	1.07	58MVB120-20
CAP**4824A**	1.00	1.02	58MVB120-20
CNPH*4221A**	1.00	1.06	58MVB120-20
CNPH*4821A**	1.00	1.01	58MVB120-20
CNPV*4824A**	1.00	1.01	58MVB120-20
CSPH*4212A**	1.00	1.01	58MVB120-20
CSPH*4812A**	1.00	1.01	58MVB120-20

See notes on pg. 31

# HEAT PUMP HEATING PERFORMANCE CONTINUED

INDOOR AIR		OUTDOOR COIL ENTERING AIR TEMPERATURES (°F)																							
		-3			7			17			27			37			47			57			67		
		EDB	CFM	Capacity MBtuh		Total Sys-tem kW†	Capacity MBtuh		Total Sys-tem kW†	Capacity MBtuh		Total Sys-tem kW†	Capacity MBtuh		Total Sys-tem kW†	Capacity MBtuh		Total Sys-tem kW†	Capacity MBtuh		Total Sys-tem kW†	Capacity MBtuh		Total Sys-tem kW†	
Total	In-teg†			Total	In-teg†	Total	In-teg†	Total	In-teg†	Total	In-teg†	Total	In-teg†	Total	In-teg†	Total	In-teg†	Total	In-teg†	Total	In-teg†	Total	In-teg†		
<b>25HPA448A30 Outdoor Section With FX4CN(B,F)048 Indoor Section</b>																									
65	1400	19.89	18.30	2.98	24.68	22.68	3.09	29.83	27.19	3.21	35.34	31.39	3.34	41.25	37.54	3.49	47.98	47.98	3.66	55.81	55.81	3.84	63.81	63.81	4.05
	1600	20.31	18.69	3.03	25.13	23.09	3.13	30.33	27.66	3.23	35.88	31.87	3.35	41.81	38.05	3.47	48.76	48.76	3.63	56.62	56.62	3.76	64.34	64.34	3.94
	1800	20.70	19.05	3.08	25.54	23.47	3.17	30.78	28.07	3.26	36.36	32.29	3.37	42.37	38.55	3.48	49.45	49.45	3.61	57.05	57.05	3.73	64.70	64.70	3.89
70	1400	19.23	17.69	3.10	24.07	22.11	3.22	29.22	26.64	3.35	34.76	30.88	3.50	40.63	36.97	3.65	47.08	47.08	3.83	54.91	54.91	4.03	62.91	62.91	4.25
	1600	19.66	18.09	3.15	24.53	22.54	3.26	29.73	27.11	3.37	35.31	31.36	3.50	41.24	37.53	3.64	48.00	48.00	3.80	55.83	55.83	3.95	63.51	63.51	4.14
	1800	20.05	18.45	3.20	24.95	22.93	3.30	30.19	27.53	3.41	35.80	31.79	3.52	41.86	38.09	3.64	48.65	48.65	3.79	56.37	56.37	3.91	63.98	63.98	4.08
75	1400	18.53	17.05	3.23	23.41	21.52	3.36	28.60	26.07	3.50	34.16	30.34	3.66	40.04	36.44	3.83	46.31	46.31	4.01	54.01	54.01	4.23	62.08	62.08	4.45
	1600	18.96	17.44	3.28	23.88	21.95	3.40	29.11	26.54	3.52	34.72	30.84	3.66	40.65	36.99	3.81	47.08	47.08	3.97	55.00	55.00	4.14	62.71	62.71	4.34
	1800	19.35	17.80	3.33	24.30	22.33	3.44	29.56	26.95	3.56	35.21	31.27	3.68	41.18	37.47	3.81	47.75	47.75	3.96	55.66	55.66	4.10	63.19	63.19	4.28

Heating Indoor Model	Capacity	Power	Furnace Model
*FX4CN(B,F)048	1.00	1.00	
FE4ANB006	0.98	0.97	
FE4ANF005	0.98	1.00	
FV4BNB006	0.98	0.97	
FV4BNF005	0.98	1.00	
FX4CN(B,F)060	1.00	0.95	
FY4ANB060	1.02	1.03	
FY4ANF048	1.00	1.05	
CAP**4817A**	0.99	1.04	
CAP**4821A**	1.01	1.05	
CAP**4824A**	1.01	1.05	
CAP**6021A**	1.01	1.03	
CAP**6024A**	1.01	1.03	
CNPF*4818A**	0.99	1.08	
CNPH*4821A**	1.01	1.05	
CNPH*6024A**	1.01	1.04	
CNPV*4821A**	1.01	1.05	
CNPV*4824A**	1.01	1.05	
CNPV*6024A**	1.01	1.04	
CSPH*4812A**	1.01	1.04	
CSPH*6012A**	1.02	1.03	
CAP**4817A**	0.98	1.03	58CV(A,X)090-16
CNPH*4821A**	0.98	1.04	58CV(A,X)090-16
CNPH*6024A**	0.98	1.02	58CV(A,X)090-16
CSPH*4812A**	0.98	1.03	58CV(A,X)090-16
CSPH*6012A**	0.98	1.01	58CV(A,X)090-16
CAP**4821A**	0.98	1.03	58CV(A,X)110-20
CAP**6021A**	0.98	1.01	58CV(A,X)110-20
CNPH*4821A**	0.98	1.03	58CV(A,X)110-20
CNPH*6024A**	0.98	1.01	58CV(A,X)110-20
CNPV*4821A**	0.98	1.03	58CV(A,X)110-20
CSPH*4812A**	0.98	1.02	58CV(A,X)110-20
CSPH*6012A**	0.98	1.00	58CV(A,X)110-20
CAP**4824A**	0.97	1.01	58CV(A,X)135-22
CAP**6024A**	0.98	1.01	58CV(A,X)135-22
CNPH*4821A**	0.97	1.01	58CV(A,X)135-22
CNPH*6024A**	0.98	1.01	58CV(A,X)135-22
CNPV*4824A**	0.97	1.01	58CV(A,X)135-22
CNPV*6024A**	0.98	1.01	58CV(A,X)135-22
CSPH*4812A**	0.98	1.02	58CV(A,X)135-22
CSPH*6012A**	0.98	1.00	58CV(A,X)135-22
CAP**4824A**	0.97	1.01	58CV(A,X)155-22
CAP**6024A**	0.98	1.00	58CV(A,X)155-22
CNPH*4821A**	0.97	1.00	58CV(A,X)155-22

Heating Indoor Model	Capacity	Power	Furnace Model
CNPH*6024A**	0.98	1.00	58CV(A,X)155-22
CNPV*4824A**	0.97	1.00	58CV(A,X)155-22
CNPH*6024A**	1.00	0.98	58CV(A,X)155-22
CSPH*4812A**	0.98	1.01	58CV(A,X)155-22
CSPH*6012A**	0.98	0.99	58CV(A,X)155-22
CAP**4821A**	1.05	0.98	58MVB080-20
CAP**6021A**	0.98	1.02	58MVB080-20
CNPH*4821A**	0.98	1.04	58MVB080-20
CNPH*6024A**	0.98	1.03	58MVB080-20
CNPV*4821A**	0.98	1.04	58MVB080-20
CSPH*4812A**	0.98	1.04	58MVB080-20
CSPH*6012A**	0.99	1.03	58MVB080-20
CAP**4821A**	0.98	1.04	58MVB100-20
CAP**6021A**	0.98	1.02	58MVB100-20
CNPH*4821A**	0.98	1.04	58MVB100-20
CNPH*6024A**	0.98	1.02	58MVB100-20
CNPV*4821A**	0.98	1.04	58MVB100-20
CSPH*4812A**	0.98	1.03	58MVB100-20
CSPH*6012A**	0.98	1.01	58MVB100-20
CAP**4824A**	0.98	1.04	58MVB120-20
CAP**6024A**	0.98	1.02	58MVB120-20
CNPH*4821A**	0.98	1.04	58MVB120-20
CNPH*6024A**	0.98	1.02	58MVB120-20
CNPV*4824A**	0.98	1.02	58MVB120-20
CSPH*4812A**	0.98	1.03	58MVB120-20
CSPH*6012A**	0.98	1.01	58MVB120-20

See notes on pg. 31

# HEAT PUMP HEATING PERFORMANCE CONTINUED

INDOOR AIR		OUTDOOR COIL ENTERING AIR TEMPERATURES (°F)																							
EDB	CFM	-3			7			17			27			37			47			57			67		
		Capacity MBtuh		Total Sys-tem kW†	Capacity MBtuh		Total Sys-tem kW†	Capacity MBtuh		Total Sys-tem kW†	Capacity MBtuh		Total Sys-tem kW†	Capacity MBtuh		Total Sys-tem kW†	Capacity MBtuh		Total Sys-tem kW†	Capacity MBtuh		Total Sys-tem kW†	Capacity MBtuh		Total Sys-tem kW†
		Total	Integ‡		Total	Integ‡		Total	Integ‡		Total	Integ‡		Total	Integ‡		Total	Integ‡		Total	Integ‡		Total	Integ‡	
<b>25HPA460A30 Outdoor Section With FX4CN(B,F)060 Indoor Section</b>																									
65	1750	25.49	23.45	3.69	31.16	28.64	3.83	37.30	34.01	4.00	43.88	38.97	4.18	51.54	46.90	4.40	59.71	59.71	4.58	68.06	68.06	4.84	76.74	76.74	5.12
	2000	26.02	23.93	3.75	31.73	29.16	3.89	37.88	34.54	4.04	44.53	39.55	4.20	52.41	47.69	4.37	60.19	60.19	4.55	68.23	68.23	4.77	73.02	73.02	4.89
	2250	26.50	24.38	3.83	32.25	29.64	3.95	38.42	35.03	4.09	45.14	40.09	4.24	53.08	48.31	4.39	60.37	60.37	4.55	66.98	66.98	4.71	69.34	69.34	4.75
70	1750	24.80	22.81	3.84	30.50	28.03	4.00	36.70	33.46	4.18	43.27	38.43	4.37	50.61	46.06	4.59	58.98	58.98	4.79	67.27	67.27	5.05	75.56	75.56	5.33
	2000	25.33	23.30	3.91	31.08	28.56	4.05	37.31	34.01	4.21	43.92	39.00	4.39	51.51	46.87	4.58	59.50	59.50	4.76	67.58	67.58	4.98	73.07	73.07	5.13
	2250	25.83	23.76	3.99	31.61	29.05	4.12	37.85	34.51	4.27	44.50	39.53	4.42	52.24	47.54	4.59	59.83	59.83	4.76	67.53	67.53	4.96	70.29	70.29	5.01
75	1750	24.01	22.09	3.99	29.81	27.39	4.17	36.06	32.88	4.36	42.63	37.86	4.57	49.79	45.31	4.79	58.26	58.26	5.01	66.47	66.47	5.28	75.04	75.04	5.59
	2000	24.60	22.63	4.07	30.39	27.92	4.22	36.68	33.44	4.40	43.29	38.45	4.58	50.63	46.07	4.79	58.81	58.81	4.97	66.92	66.92	5.21	73.97	73.97	5.42
	2250	25.10	23.09	4.15	30.91	28.41	4.29	37.23	33.95	4.45	43.88	38.98	4.62	51.38	46.76	4.80	59.21	59.21	4.97	67.05	67.05	5.18	71.00	71.00	5.27

Heating Indoor Model	Capacity	Power	Furnace Model
*FX4CN(B,F)060	1.00	1.00	
FE4ANB006	0.99	1.00	
FV4BNB006	0.99	1.00	
FY4ANB060	1.02	1.06	
CAP**6021A**	0.99	1.04	
CAP**6024A**	1.01	1.04	
CNPH*6024A**	1.01	1.04	
CNPV*6024A**	1.01	1.04	
CSPH*6012A**	1.01	1.02	

Heating Indoor Model	Capacity	Power	Furnace Model
CAP**6021A**	0.99	1.04	58CV(A,X)110-20
CNPH*6024A**	0.98	1.05	58CV(A,X)110-20
CSPH*6012A**	0.99	1.03	58CV(A,X)110-20
CAP**6024A**	0.99	1.04	58CV(A,X)135-22
CNPH*6024A**	0.98	1.04	58CV(A,X)135-22
CNPV*6024A**	0.98	1.04	58CV(A,X)135-22
CSPH*6012A**	0.98	1.01	58CV(A,X)135-22
CAP**6024A**	0.98	1.02	58CV(A,X)155-22
CNPH*6024A**	0.98	1.03	58CV(A,X)155-22
CNPV*6024A**	0.98	1.03	58CV(A,X)155-22
CSPH*6012A**	0.98	1.00	58CV(A,X)155-22

‡ Tested combination.

† The kW values include the compressor, outdoor fan motor, and indoor blower motor. The kW from supplement heaters should be added to these values to obtain total system kilowatts.

‡ The Btuh heating capacity values shown are net integrated values from which the defrost effect has been subtracted. The Btuh heating from supplement heaters should be added to those values to obtain total system capacity.

NOTE: When the required data falls between the published data, interpolation may be performed. Extrapolation is not an acceptable practice.

EDB — Entering Dry Bulb

# GUIDE SPECIFICATIONS

## GENERAL

### System Description

Outdoor-mounted, air-cooled, split-system heat pump unit suitable for ground or rooftop installation. Unit consists of a hermetic compressor, an air-cooled coil, propeller-type condenser fan, and a control box. Unit will discharge supply air upward as shown on contract drawings. Unit will be used in a refrigeration circuit to match up to a packaged fan coil or coil unit.

### Quality Assurance

- Unit will be rated in accordance with the latest edition of ARI Standard 240.
- Unit will be certified for capacity and efficiency, and listed in the latest ARI directory.
- Unit construction will comply with latest edition of ANSI/ASHRAE and with NEC.
- Unit will be constructed in accordance with UL standards and will carry the UL label of approval. Unit will have C-UL approval.
- Unit cabinet will be capable of withstanding Federal Test Method Standard No. 141 (Method 6061) 500-hr salt spray test.
- Air-cooled condenser coils are pressure tested and the outdoor units are leak tested.
- Unit constructed in ISO9001 approved facility.

### Delivery, Storage, and Handling

- Unit will be shipped as single package only and is stored and handled per unit manufacturer's recommendations.

### Warranty (for inclusion by specifying engineer)

- U.S. and Canada only.

## PRODUCTS

### Equipment

- Factory assembled, single piece, air-cooled heat pump unit. Contained within the unit enclosure is all factory wiring, piping, controls, compressor, refrigerant charge Puron® (R-410A), and special features required prior to field start-up.

### Unit Cabinet

- Unit cabinet will be constructed of galvanized steel, bonderized, and coated with a powder coat paint.

### Fans

- Condenser fan will be direct-drive propeller type, discharging air upward.

## AIR-COOLED, SPLIT-SYSTEM HEAT PUMP

### 25HPA4

### 1-1/2 TO 5 NOMINAL TONS

- Condenser fan motors will be totally enclosed, 1-phase type with class B insulation and permanently lubricated bearings.
- Shafts will be corrosion resistant.
- Fan blades will be statically and dynamically balanced.
- Condenser fan openings will be equipped with steel wire safety guards.

### Compressor

- Compressor will be hermetically sealed.
- Compressor will be mounted on rubber vibration isolators.

### Condenser Coil

- Condenser coil will be air cooled.
- Coil will be constructed of aluminum fins mechanically bonded to copper tubes which are then cleaned, dehydrated, and sealed.

### Refrigeration Components

- Refrigeration circuit components will include liquid-line shutoff valve with sweat connections, vapor-line shutoff valve with sweat connections, system charge of Puron® (R-410A) refrigerant, POE compressor oil, accumulator, and reversing valve.

### Operating Characteristics

- The capacity of the unit will meet or exceed \_\_\_\_\_ Btuh at a suction temperature of \_\_\_\_\_ °F. The power consumption at full load will not exceed \_\_\_\_\_ kW.
- Combination of the unit and the evaporator or fan coil unit will have a total net cooling capacity of \_\_\_\_\_ Btuh or greater at conditions of \_\_\_\_\_ CFM entering air temperature at the evaporator at \_\_\_\_\_ °F wet bulb and \_\_\_\_\_ °F dry bulb, and air entering the unit at \_\_\_\_\_ °F.
- The system will have a SEER of \_\_\_\_\_ Btuh/watt or greater at DOE conditions.

### Electrical Requirements

- Nominal unit electrical characteristics will be \_\_\_\_\_ v, single phase, 60 hz. The unit will be capable of satisfactory operation within voltage limits of \_\_\_\_\_ v to \_\_\_\_\_ v.
- Unit electrical power will be single point connection.
- Control circuit will be 24v.

### Special Features

- Refer to section of this literature identifying accessories and descriptions for specific features and available enhancements.