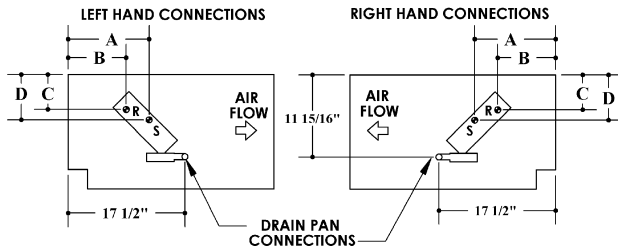
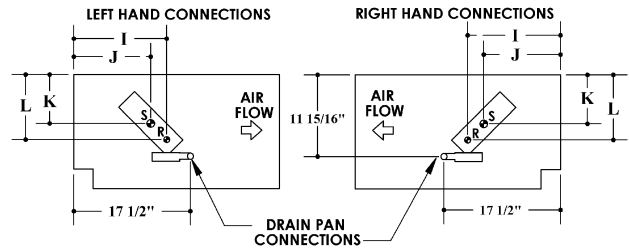




**PIPING DETAIL AND DIMENSIONS - Design "A" units**  
**Horizontal - Heating Only**

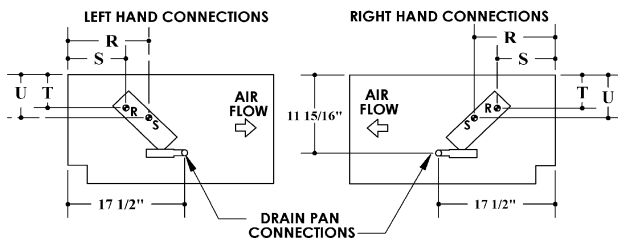


**Hot Water**

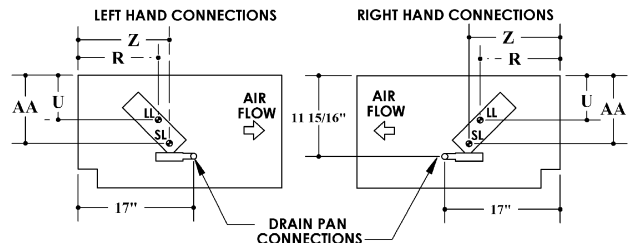


**Steam**

**Horizontal - Cooling Only**



**Chilled Water**



**Direct Expansion**

Dimensions (all dimensions in inches)													
A	B	C	D	I	J	K	L	R	S	T	U	Z	AA
11.89	8.20	5.19	7.63	14.26	11.95	7.50	9.81	12.45	8.26	5.31	6.94	17.26	11.19

**NOTE:**

1. All coils have same end supply and return connections, except opposite end steam and direct expansion (see note 10).
2. Opposite hand steam coil return lines are the same dimension as same hand but are located on the side opposite the supply.
3. Steam coils have a factory installed vacuum breaker for pressure equalization, which must be field terminated downstream from the steam trap.
4. Steam/hot water connections may be same end as cooling coil connections, but they are recommended to be opposite end to facilitate piping. (Must be opposite end when ordering factory valve packages.)
5. Cooling condensate connection is shipped same end as cooling coil connections, but is field reversible.
6. Electric heating coil power connections are right end only.
7. For limitations see tables.
8. Water coil connections are 7/8" O.D. and terminate 9" from the end of the unit.
9. Steam coils supply is 1-1/8" O.D. condensate return line is 7/8" O.D. and terminate 9" from the end of the unit.
10. DX coils have female sweat connections. Interconnecting tube by others. Liquid lines are 3/8" O.D. and suction lines are 7/8" O.D.

PRODUCT INFORMATION IS SUBJECT TO CHANGE WITHOUT NOTICE.

04/16/04

JOB NAME	JOB NUMBER	LOCATION	DRAWING NUMBER
BUYER	BUYER #	REVISION	<b>40UH-202-6</b>
		SHEET	