

CODE NO.

CATALOG NO.



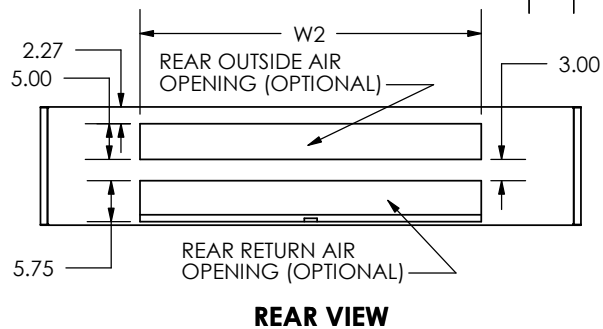
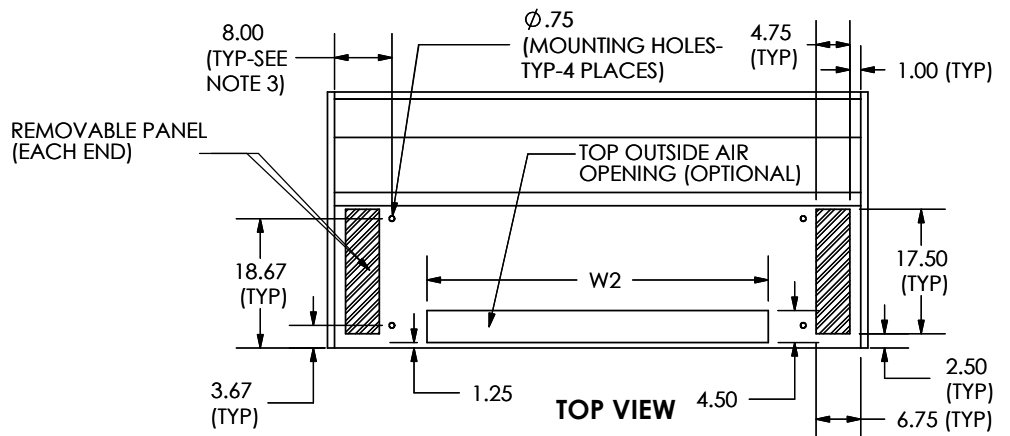
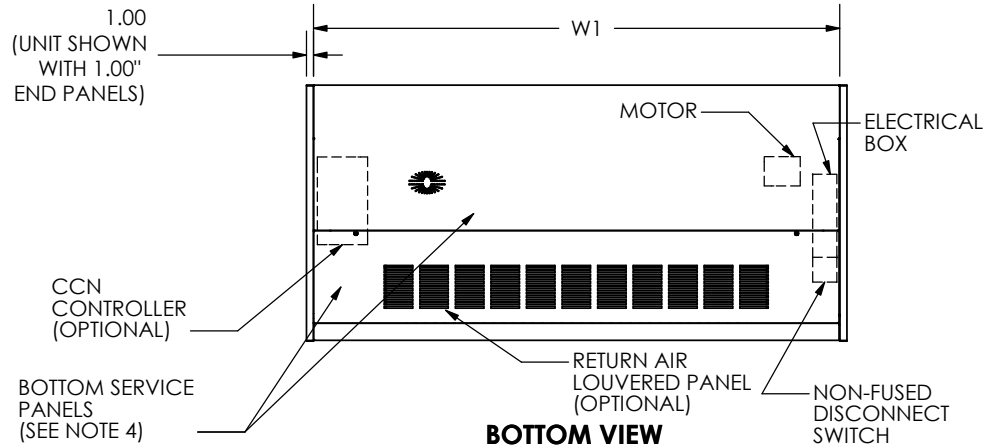
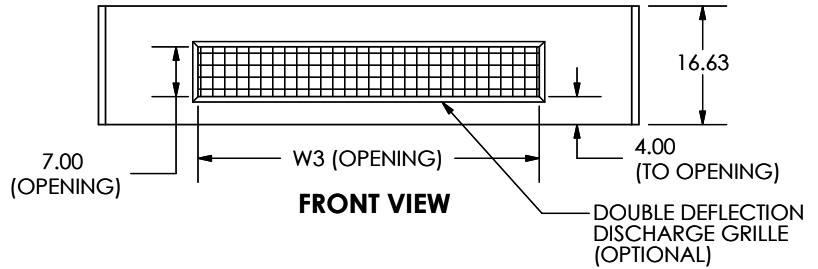
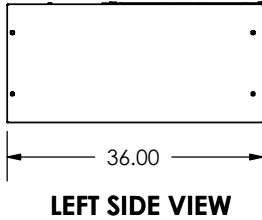
Carrier
A United Technologies Company

THIS DOCUMENT IS THE PROPERTY OF CARRIER CORPORATION AND IS DELIVERED UPON THE EXPRESS CONDITION THAT THE CONTENTS WILL NOT BE DISCLOSED OR USED WITHOUT CARRIER CORPORATION'S WRITTEN CONSENT.

SUBMISSION OF THESE DRAWINGS OR DOCUMENTS DOES NOT CONSTITUTE PART PERFORMANCE OR ACCEPTANCE OF CONTRACT.

40UH HORIZONTAL UNIT VENTILATOR
MODELS 40UHE 2 THRU 5
FRONT DISCHARGE PLENUM
DOUBLE DEFLECTION GRILLE/DUCT COLLAR

40UH
Design E



MODEL NO.	CFM	W1	W2	W3	APPROXIMATE SHIPPING WEIGHT (LBS)	APPROXIMATE INSTALLED WEIGHT (LBS)
40UHE2	750	62	36	36	500	485
40UHE3	1000	74	48	48	600	580
40UHE4	1250	86	60	60	740	720
40UHE5	1500	98	72	72	830	810

NOTE:

1. Drawing refers to Design "E" units.
2. All dimensions are in inches.
3. Dimension does not include end panels.
4. Two bottom panels provided for service access.
5. Motor and electrical power input box on right side of unit. Box includes Fan Speed switch, On/Off switch and non-fused disconnect switch.
6. Connection hand is determined by facing discharge of unit.

PRODUCT INFORMATION IS SUBJECT TO CHANGE WITHOUT NOTICE

2/2/2005

JOB NAME	JOB #	LOCATION	BUYER	BUYER #	DRAWING NO. 40UHE-301-1	REV C
----------	-------	----------	-------	---------	--------------------------------	--------------