

CODE NO.



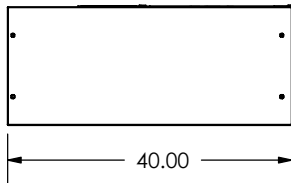
**Carrier**  
A United Technologies Company

THIS DOCUMENT IS THE PROPERTY OF CARRIER CORPORATION AND IS DELIVERED UPON THE EXPRESS CONDITION THAT THE CONTENTS WILL NOT BE DISCLOSED OR USED WITHOUT CARRIER CORPORATION'S WRITTEN CONSENT.

SUBMISSION OF THESE DRAWINGS OR DOCUMENTS DOES NOT CONSTITUTE PART PERFORMANCE OR ACCEPTANCE OF CONTRACT.

**40UH HORIZONTAL UNIT VENTILATOR**  
MODELS 40UHE 2 THRU 6  
DOWN DISCHARGE PLENUM  
DOUBLE DEFLECTION GRILLE

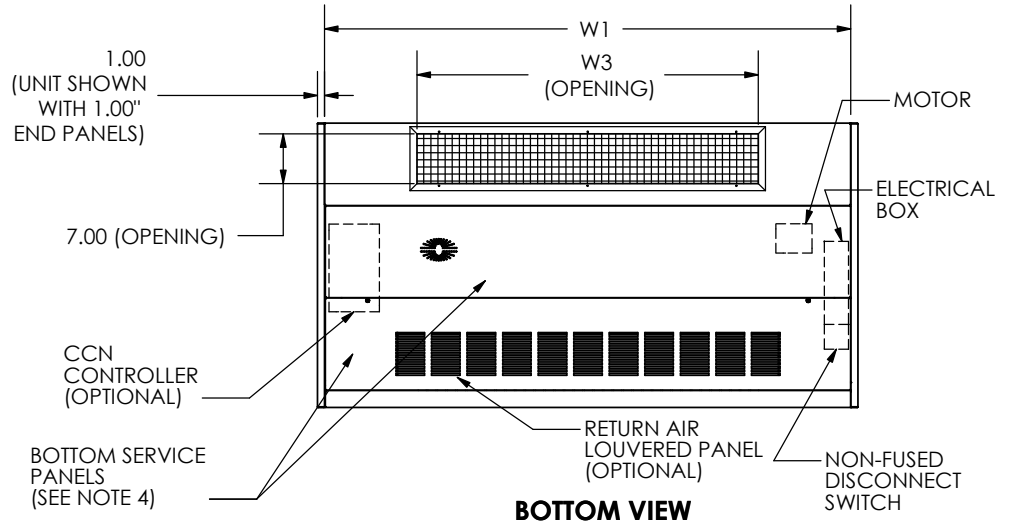
**40UH**  
Design E



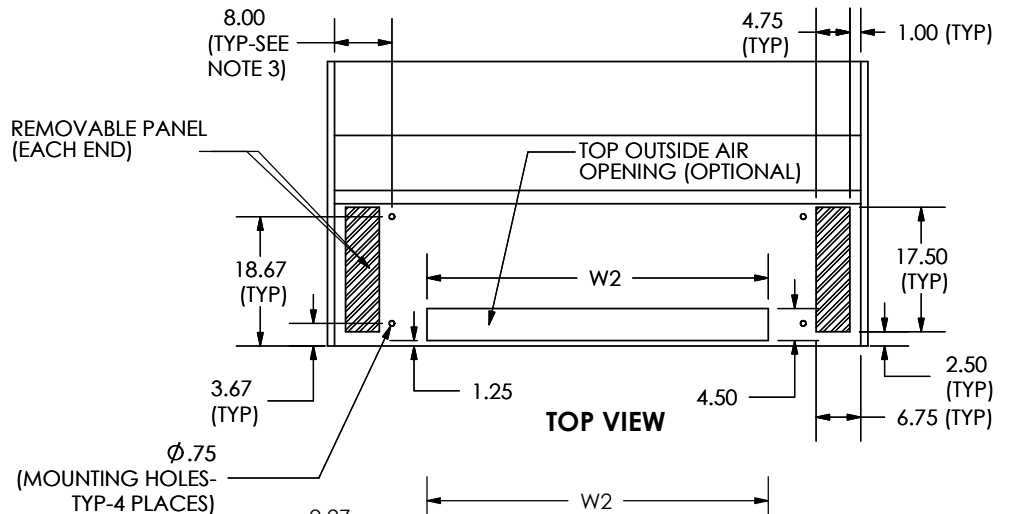
**LEFT SIDE VIEW**



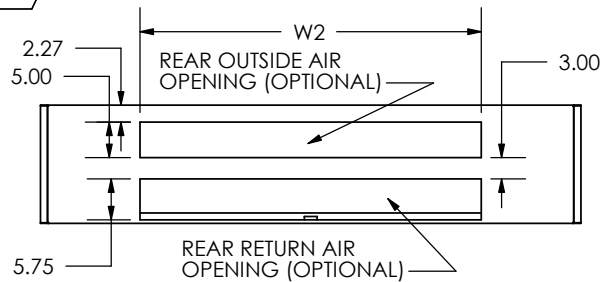
**FRONT VIEW**



**BOTTOM VIEW**



**TOP VIEW**



**REAR VIEW**

MODEL NO.	CFM	W1	W2	W3	APPROXIMATE SHIPPING WEIGHT (LBS)	APPROXIMATE INSTALLED WEIGHT (LBS)
40UHE2	750	62	36	36	530	515
40UHE3	1000	74	48	48	640	620
40UHE4	1250	86	60	60	790	770
40UHE5	1500	98	72	72	880	860

**NOTE:**

1. Drawing refers to Design "E" units.
2. All dimensions are in inches.
3. Dimension does not include end panels.
4. Two bottom panels provided for service access.
5. Motor and electrical power input box on right side of unit. Box includes Fan Speed switch, On/Off switch and non-fused disconnect switch.
6. Connection hand is determined by facing discharge of unit.

2/2/2005

PRODUCT INFORMATION IS SUBJECT TO CHANGE WITHOUT NOTICE

JOB NAME	JOB #	LOCATION	BUYER	BUYER #	DRAWING NO. <b>40UHE-302-1</b>	REV <b>A</b>
----------	-------	----------	-------	---------	--------------------------------	--------------