

CODE



Carrier

A United Technologies Company

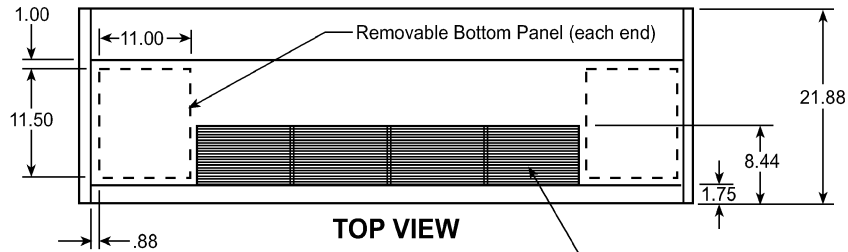
THIS DOCUMENT IS THE PROPERTY OF CARRIER CORPORATION AND IS DELIVERED UPON THE EXPRESS CONDITION THAT THE CONTENTS WILL NOT BE DISCLOSED OR USED WITHOUT CARRIER CORPORATION'S WRITTEN CONSENT

SUBMISSION OF THESE DRAWINGS OR DOCUMENTS DOES NOT CONSTITUTE PART PERFORMANCE OR ACCEPTANCE OF CONTRACT

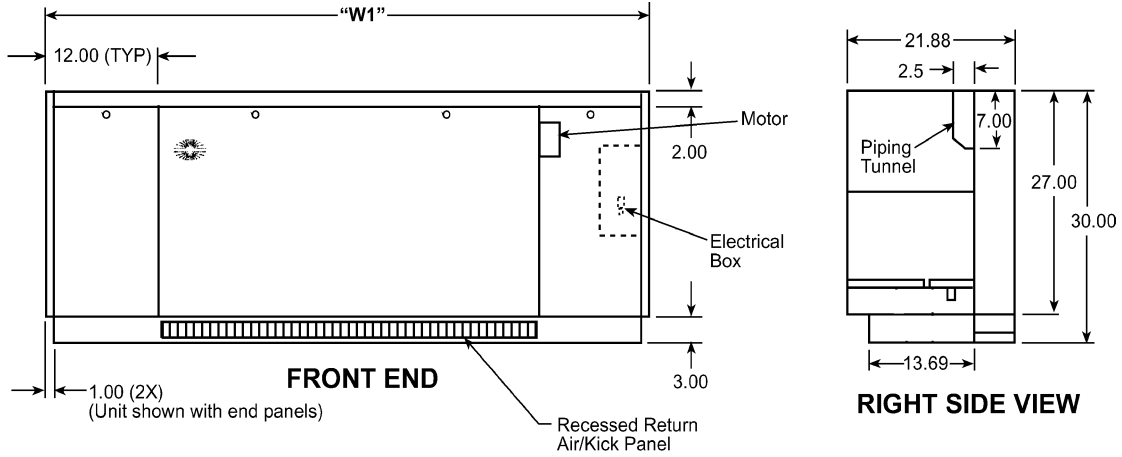
**40UV VERTICAL
UNIT VENTILATOR
SIZES 050-150
21 7/8" DEEP UNIT**

40UV

CATALOG #

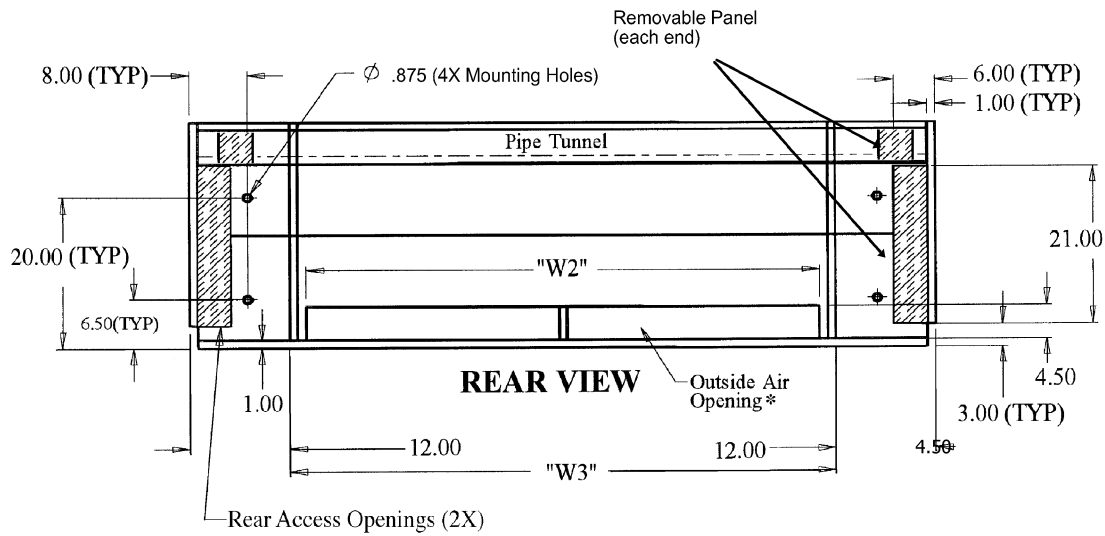


TOP VIEW



FRONT END

RIGHT SIDE VIEW



REAR VIEW

| MODEL NO. | "W1" | "W2" | "W3" | APPROX. WEIGHT |
|-----------|------|------|------|----------------|
| 40UV050 | 52 | 24 | 28 | 295 LBS. |
| 40UV075 | 64 | 36 | 40 | 370 LBS. |
| 40UV100 | 76 | 48 | 52 | 445 LBS. |
| 40UV125 | 88 | 60 | 64 | 525 LBS. |
| 40UV150 | 100 | 72 | 76 | 620 LBS. |

NOTE:

1. Drawing refers to Design "A" units.
2. All dimensions in inches.
3. W1 dimension includes end panels.
4. Three front panels for service access.
5. Motor and electrical power input box on right side of unit. Box includes Fan Speed/Off Switch and 7/8" knockout on bottom for power wiring.

PRODUCT INFORMATION IS SUBJECT TO CHANGE WITHOUT NOTICE.

04/16/04

| | | | |
|----------|------------|-------------------|-------------------|
| JOB NAME | JOB NUMBER | LOCATION | DRAWING NUMBER |
| BUYER | BUYER # | REVISION B | SHEET |
| | | | 40UV-202-2 |