



**48TJD/TJF/TJL/TJN016, 024, 028  
SINGLE-PACKAGE COOLING UNITS WITH  
FACTORY-INSTALLED GAS HEAT**

**50TJ016, 020, 024, 028, 030  
SINGLE-PACKAGE COOLING UNITS WITH  
FACTORY-INSTALLED OPTIONAL ELECTRIC HEAT**

- **PERFORMANCE DATA**
- **CERTIFIED DIMENSION PRINT**
- **CERTIFIED ROOF CURB  
DIMENSION PRINT**
- **HORIZONTAL SUPPLY/RETURN  
ADAPTER ROOF CURB  
DIMENSION PRINT**
- **SERVICE OPTION DIMENSION PRINT**

**50 Hz**



Date:	Supersedes:	<b>48TJ016,024,028; 50TJ016,024,028,030 SINGLE-PACKAGE COOLING UNITS WITH GAS HEAT (48TJ) OR OPTIONAL ELECTRIC HEAT (50TJ)</b>	48TJ 50TJ	Rev.: -C1SB
JOB NAME:		LOCATION:		
BUYER:		BUYER P.O. #	CARRIER #	
UNIT NUMBER:		MODEL NUMBER:		
PERFORMANCE DATA CERTIFIED BY:			DATE:	

**DESCRIPTION**

The 48TJ units are one-piece electric cooling/gas heating units and the 50TJ units are one-piece electric cooling/optional electric heating units, prewired and precharged. The 48/50TJ units have bottom air openings for separate supply and return ductwork. The 48TJD units are low heat units and the 48TJF units are high heat units. The 48TJL units are low heat units with a stainless steel heat exchanger. The 48TJN units are high heat units with a stainless steel heat exchanger. The unit is intended for installation on an accessory curb (ordered separately). Horizontal supply and return connections are also possible with a factory-preassembled, horizontal conversion adapter roof curb accessory (ordered separately). Bottom discharge on concentric applications requires a transition duct (field-supplied) external to the unit.

**STANDARD UNIT FEATURES**

Low outdoor temperature cooling operation down to 40 F (4 C) on 48/50TJ016, 35 F (2 C) on 48/50TJ020, 25 F (-4 C) on 48/50TJ024, and 48 F (9 C) on 48/50TJ028 and 50TJ030 as standard.  
 Dual freestat protection is provided as standard.  
 Dual scroll compressors with internal linebreak protection.  
 Indoor and outdoor coils constructed of aluminum fins mechanically bonded to seamless internally grooved copper tubes.  
 Dual TXVs (thermostatic expansion valves) metering devices.  
 Liquid line filter driers provided in each refrigeration circuit.  
 Optional compressor suction and discharge service valves (all).  
 Manually adjustable outside air intake for up to 25% outside air.  
 Automatic changeover (when used with an auto-changeover thermostat).  
 Single-point gas and electric connections. Disconnect in accordance with NEC must be field-supplied and installed.  
 All units utilize 2-stage cooling.  
 Belt drive adjustable evaporator fan.  
 Cabinet made of galvanized steel, bonderized and finished with pre-painted baked enamel.  
 Cooling systems have low and high-pressure switches. Two-inch disposable type return-air filters are factory installed.  
 Provision for alternate end return in base unit. Horizontal supply available by using accessory curb. EconoMi\$erIV may be used with horizontal supply and return.

Three direct-drive propeller condenser fans with vertical discharge (48/50TJ016 and 50TJ020).  
 Two direct-drive propeller condenser fans with vertical discharge (48/50TJ024 and 028).  
 Six direct-drive propeller condenser fans with vertical discharge (50TJ030).  
**48TJ UNITS ONLY**  
 2-stage gas heat in a single 2-stage gas valve.  
 Induced draft combustion system with Hall effect sensor to detect proper operation of induced-draft motor.  
 Heavy Alumagard™ coated heat exchangers with aluminized steel burners.  
 Optional stainless steel heat exchangers.  
 Heating controls with solid-state direct spark ignition system (pilotless system) and redundant gas valve. High temperature limit switches and auto-reset flame rollout switch standard.  
 Integrated gas control board with built-in diagnostics to determine error codes and control fan on/off delays for energy savings and maximum comfort control.  
 Integrated gas unit controller provides anti-cycle protection for gas heat operation.

**PERFORMANCE DATA**

Unit Operating Weight \_\_\_\_\_ lb/kg

Curb Weight \_\_\_\_\_ lb/kg

**COOLING**

Gross Total Capacity \_\_\_\_\_ Btuh/kW  
 at Condenser Air Temperature \_\_\_\_\_ F/C  
 Gross Sensible Capacity \_\_\_\_\_ Btuh/kW  
 Compressor Power Input \_\_\_\_\_ kW  
 Indoor Entering Air db \_\_\_\_\_ F/C wb \_\_\_\_\_ F/C  
 Cfm/L/s \_\_\_\_\_ External Static Pressure \_\_\_\_\_ in. wg/Pa  
 Indoor Fan Motor Size \_\_\_\_\_ Hp/kW  
 Exhaust Fan Motor Size \_\_\_\_\_ Hp/kW

**HEATING**

Heating Capacity:  
 Gas Stage 1 \_\_\_\_\_ Btuh/kW  
 Gas Stage 2 \_\_\_\_\_ Btuh/kW  
 Gas Heating Capacity Total \_\_\_\_\_ Btuh/kW  
 Electric Stage 1 \_\_\_\_\_ kW  
 Electric Stage 2 \_\_\_\_\_ kW  
 Electric Heating Capacity Total \_\_\_\_\_ kW

**ELECTRICAL DATA**

Power Supply to Unit \_\_\_\_\_ Volts \_\_\_\_\_ Phase \_\_\_\_\_ Hz  
Minimum Circuit Amps \_\_\_\_\_ Maximum Fuse Amps \_\_\_\_\_

**SUBMITTAL DATA**

Job Name \_\_\_\_\_  
Architect \_\_\_\_\_  
Engineer \_\_\_\_\_  
Contractor \_\_\_\_\_  
Unit Designation \_\_\_\_\_

**OPTIONS AND ACCESSORIES**

**FACTORY-INSTALLED OPTIONS**

- EconoMi\$er IV
- Service Option Package (Hinged Access Panels, Non-Fused Disconnect, 115-v Convenience Outlet)
- Low/High Gas Heat (48TJ Only)

**FIELD-INSTALLED ACCESSORIES**

- EconoMi\$er IV
- Solid-State Enthalpy Control
- Differential Enthalpy Control
- Winter Start Package
- Roof Curb (14-in.)
- Roof Curb (24-in.)
- Roof Curb (Horizontal Supply and Return)

**FIELD-INSTALLED ACCESSORIES (cont)**

- Factory Preassembled, Horizontal Conversion Adapter Roof Curb
- Power Exhaust
- Barometric Relief
- Thermostat and Subbase
- Time Guard Device
- Two-Position Damper Package
- Motormaster® Control
- Liquid Propane (LP) Gas Kit (48TJ Only)
- Hail Guard
- Hydronic (Glycol) Coil (50TJ Only)
- Electric Heat (50TJ Only)

CUT ALONG DOTTED LINE

CUT ALONG DOTTED LINE

# CERTIFIED DIMENSION PRINT

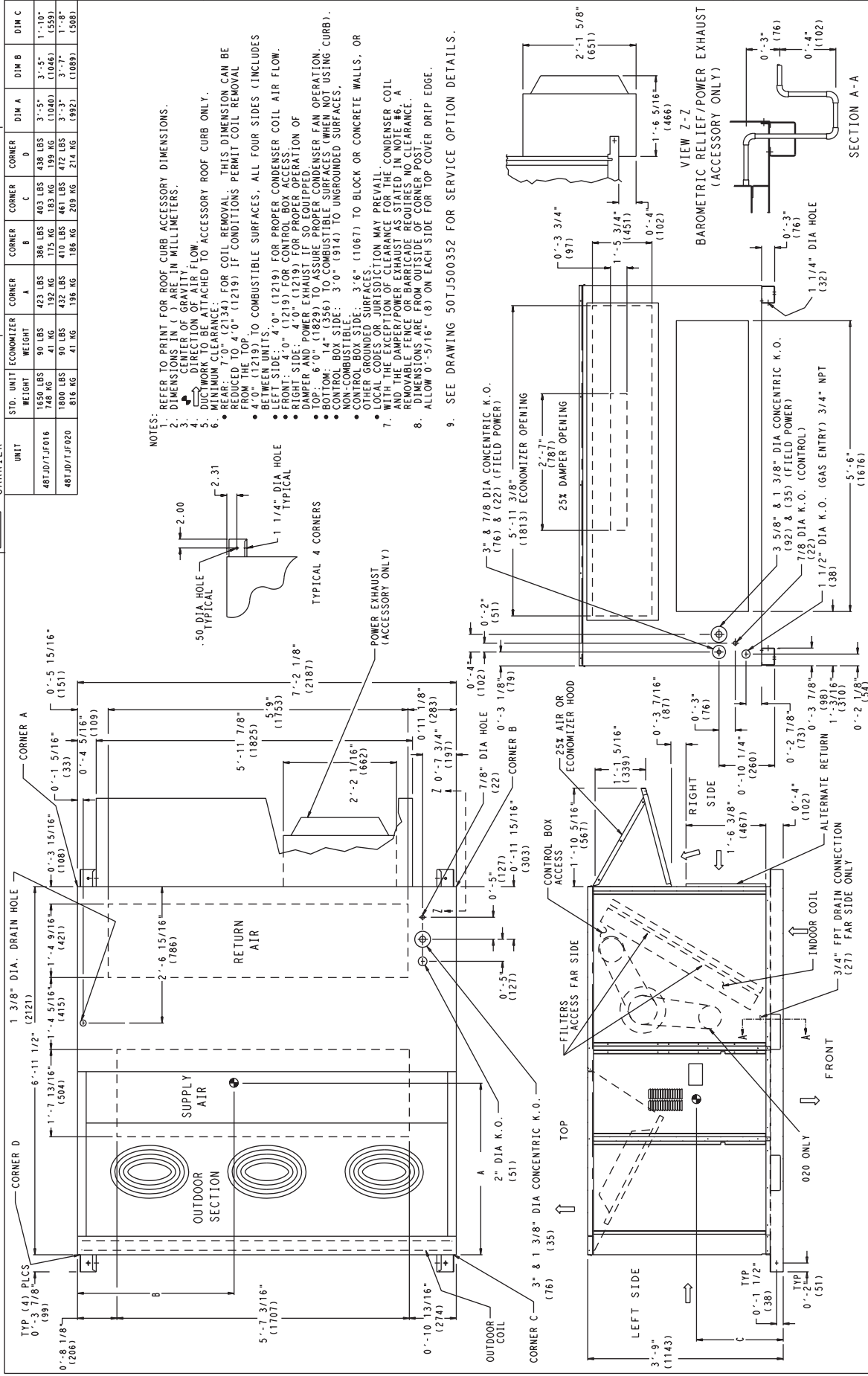


UNITED TECHNOLOGIES  
CARRIER

THIS DOCUMENT IS THE PROPERTY OF CARRIER CORPORATION AND IS DELIVERED UNDER THE EXPRESS CONDITION THAT THE CONTENTS WILL NOT BE DISCLOSED OR USED WITHOUT CARRIER CORPORATION'S WRITTEN CONSENT.

DATE: 07/28/05  
SUBMISSION OF THESE DRAWINGS OR DOCUMENTS DOES NOT CONSTITUTE PART PERFORMANCE OR ACCEPTANCE OF CONTRACT.

DATE: 07/28/05  
SUPERSEDES: 04/15/02  
48TJD/TJF016, 48TJD/TJF020  
COMBINATION GAS HEATING/ELECTRIC COOLING UNITS  
48TJ500545  
REV: 2.0







CUT ALONG DOTTED LINE

CUT ALONG DOTTED LINE

CERTIFIED DIMENSION PRINT



UNITED TECHNOLOGIES CARRIER

P.O. BOX 4888 STRAKE N. T. 38571

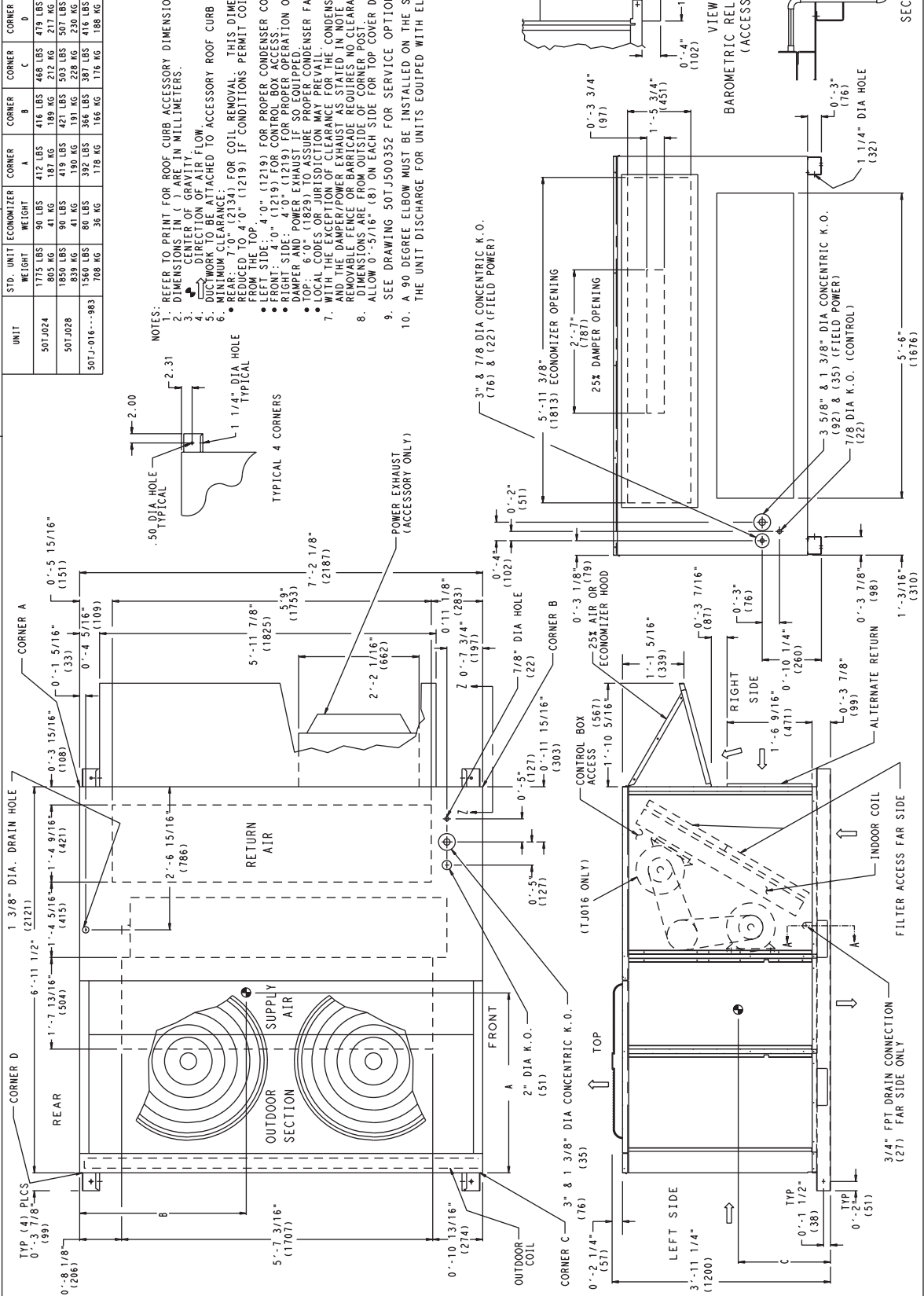
THIS DOCUMENT IS THE PROPERTY OF UNITED TECHNOLOGIES CORPORATION AND IS DELIVERED UNDER THE EXPRESS CONDITION THAT THE CONTENTS WILL NOT BE DISCLOSED OR USED WITHOUT CARRIER'S WRITTEN CONSENT.

UNIT	STD. UNIT ECONOMIZER	CORNER A	CORNER B	CORNER C	CORNER D	DIM A	DIM B	DIM C	DIM D
50TJ024	1735 LBS 805 KG	412 LBS 189 KG	468 LBS 212 KG	479 LBS 217 KG	3'-3" (989)	3'-7" (1090)	3'-7" (1090)	1'-8" (508)	1'-8" (508)
50TJ028	1850 LBS 839 KG	419 LBS 191 KG	427 LBS 193 KG	503 LBS 230 KG	3'-2" (963)	3'-7" (1092)	3'-7" (1092)	1'-8" (508)	1'-8" (508)
50TJ-016---983	1580 LBS 708 KG	392 LBS 178 KG	366 LBS 166 KG	387 LBS 176 KG	3'-5" (1041)	3'-6" (1067)	3'-6" (1067)	1'-8" (508)	1'-8" (508)

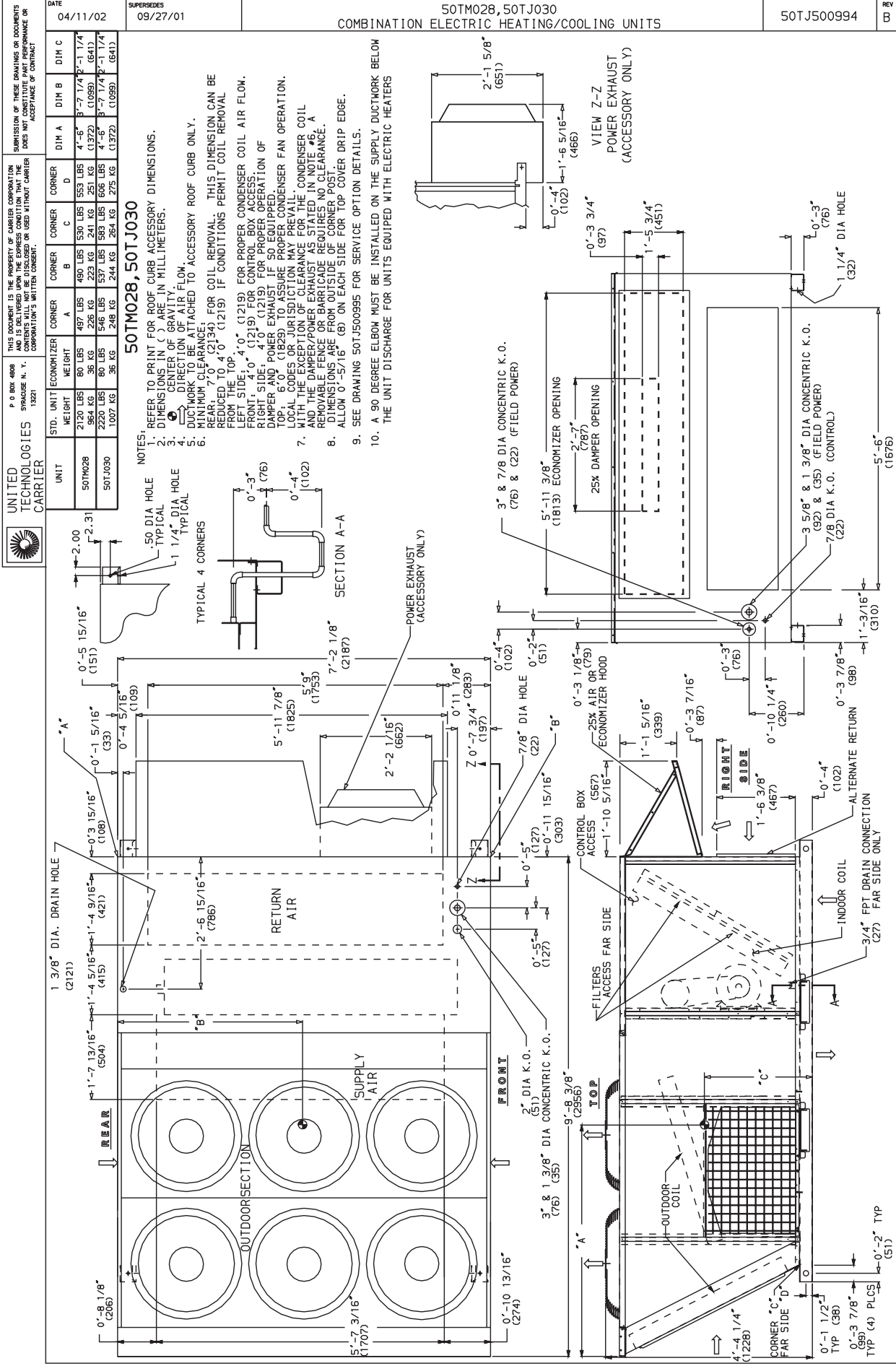
DATE	SUPERSEDES	COMBINATION ELECTRIC HEATING/COOLING UNITS	REV
07/28/05	04/15/02	50TJ-016---983/50TJ024,028	2.0

- NOTES:
- REFER TO PRINT FOR ROOF CURB ACCESSORY DIMENSIONS.
  - DIMENSIONS IN PARENTHESIS ARE IN MILLIMETERS.
  - CENTER OF GRAVITY
  - DIRECTION OF AIR FLOW
  - DUCTWORK TO BE ATTACHED TO ACCESSORY ROOF CURB ONLY.
  - MINIMUM CLEARANCE:

- FRONT: 4'-0" (1219) FOR COIL REMOVAL. THIS DIMENSION CAN BE REDUCED TO 4'-0" (1219) IF CONDITIONS PERMIT COIL REMOVAL FROM THE TOP.
- LEFT SIDE: 4'-0" (1219) FOR PROPER CONDENSER COIL AIR FLOW.
- RIGHT SIDE: 4'-0" (1219) FOR CONTROL BOX ACCESS.
- DAMPER AND POWER EXHAUST IF SO EQUIPPED.
- TOP: 6'-0" (1829) TO ASSURE PROPER CONDENSER FAN OPERATION.
- LOCAL CODES OR JURISDICTION MAY PREVAILE. CONDENSER COIL AND THE DAMPER/POWER EXHAUST AS STATED IN NOTE #6. A REMOVABLE FENCE OR BARRICADE REQUIRES NO CLEARANCE.
- DIMENSIONS ARE FROM OUTSIDE OF CORNER POST.
- ALLOW 0'-5/16" (8) ON EACH SIDE FOR TOP COVER DRIP EDGE.
- SEE DRAWING 50TJ500352 FOR SERVICE OPTION DETAILS.
- A 90 DEGREE ELBOW MUST BE INSTALLED ON THE SUPPLY DUCTWORK BELOW THE UNIT DISCHARGE FOR UNITS EQUIPPED WITH ELECTRIC HEATERS



# CERTIFIED DIMENSION PRINT



UNITED TECHNOLOGIES CARRIER  
 P O BOX 4806 SYRACUSE, N. Y. 13221  
 THIS DOCUMENT IS THE PROPERTY OF CARRIER CORPORATION AND IS DELIVERED UNDER THE EXPRESS CONDITION THAT THE USER SHALL NOT REPRODUCE OR TRANSMIT THIS DOCUMENT OR USE IT WITHOUT CARRIER CORPORATION'S WRITTEN CONSENT.  
 SUBMISSION OF THESE DRAWINGS OR DOCUMENTS DOES NOT CONSTITUTE PART PERFORMANCE OR ACCEPTANCE OF CONTRACT

DATE: 04/11/02  
 SUPERSEDES: 09/27/01  
 50TM028, 50TJ030  
 COMBINATION ELECTRIC HEATING/COOLING UNITS  
 50TJ500994  
 REV B

CUT ALONG DOTTED LINE

CUT ALONG DOTTED LINE

**CERTIFIED ROOF CURB DIMENSION PRINT**

**UNITED TECHNOLOGIES CARRIER**

P.O. BOX 488  
SYRACUSE, N.Y. 13221

THIS DOCUMENT IS THE PROPERTY OF CARRIER CORPORATION AND IS DELIVERED UPON THE EXPRESS CONDITION THAT THE BORROWER WILL NOT REPRODUCE OR USE WITHOUT CARRIER CORPORATION'S WRITTEN CONSENT.

DATE: 07/19/05

SUPERSEDES: 05/15/02

50HJQ014,016; 50/48HJD/HJF015,017,025; 50/48TJD/TJF016,020,024,028  
542J150,180; 551A/581A155,180,240; 559F/579F180,216,240,300  
48/50TM016,020,025; 580F/558F180,210,240

ROOF CURB (BOTTOM SUPPLY/RETURN UNITS AND OPTIONAL SIDE SUPPLY)

50P0500834

REV K

**NOTES:**

1. ROOF CURB ACCESSORY IS SHIPPED DISASSEMBLED.
2. INSULATED PANELS: 1" THICK NEOPRENE COATED 1-1/2 LB DENSITY.
3. DIMENSIONS IN ( ) ARE IN MILLIMETERS.
4. ROOF CURB SECTION OF ALUMINUM OR STL.
5. ROOF CURB SECTION OF ALUMINUM OR STL.
6. WORK BELOW THE UNIT DISCHARGE FOR UNITS EQUIPPED WITH ELECTRIC HEATERS.

**NOTE:**  
TO PREVENT THE HAZARD OF STAGNANT WATER BUILD-UP IN THE DRAIN PAN OF THE INDOOR SECTION, UNIT CAN ONLY BE PITCHED AS SHOWN.

UNIT	A	B
ALL	.28	.45
	.28	.43

**UNIT LEVELING TOLERANCES**  
\*From edge of unit to horizontal.

**PLAN VIEW OF ROOF CURB**

**SECTION A-A**


  

**3D PERSPECTIVE VIEW**

**DETAILS**

# CERTIFIED ROOF CURB DIMENSION PRINT

50TJ030



UNITED TECHNOLOGIES  
CARRIER

P.O. BOX 4008  
(1886)  
TECHNOLOGIES STRUCTURE, NY  
13221

THIS DOCUMENT IS THE PROPERTY OF CARRIER CORPORATION  
AND IS DELIVERED UPON THE EXPRESS CONDITION THAT THE  
RENDERER SHALL NOT BE USED WITHOUT CARRIER  
CORPORATION'S WRITTEN CONSENT.

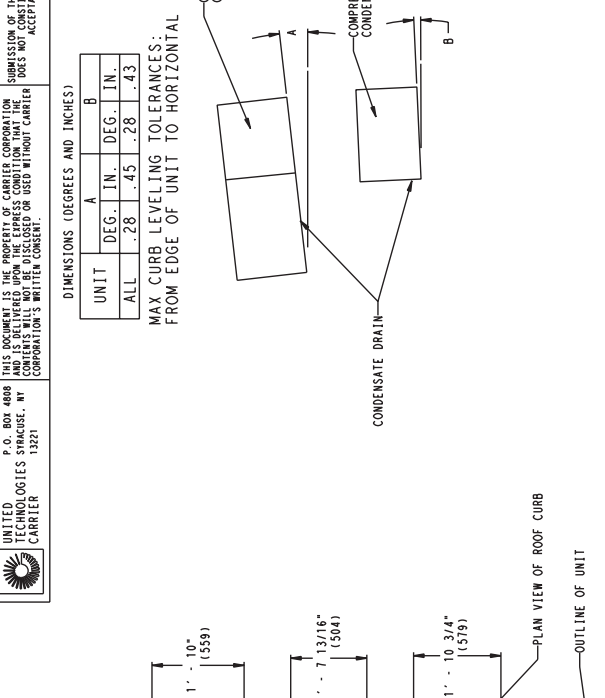
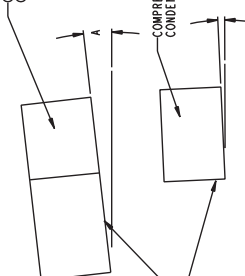
SUBMISSION OF THESE DRAWINGS OR DOCUMENTS  
DOES NOT CONSTITUTE PART PERFORMANCE OR  
ACCEPTANCE OF CONTRACT.

ROOF CURB ACCESSORY	CURB HEIGHT	DESCRIPTION
CRRFCURB025A00	1'-2" [356]	ROOF CURB 1.4" HIGH

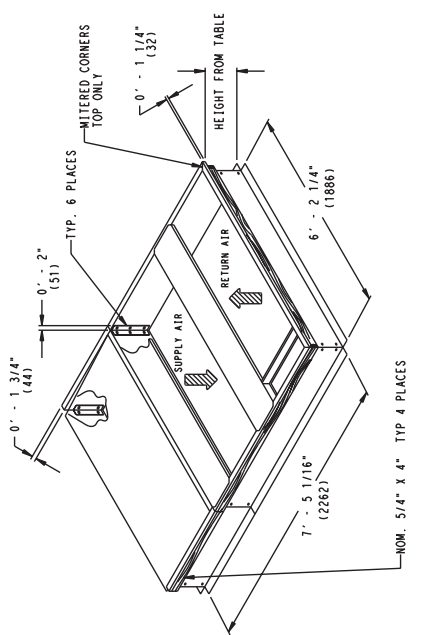
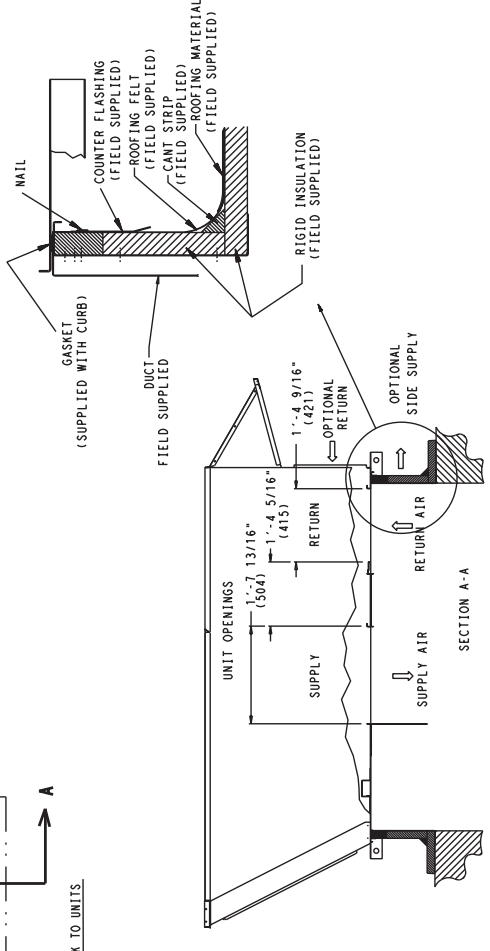
DIMENSIONS (DEGREES AND INCHES)		
UNIT	A	B
DEG. IN.	DEG.	IN.
ALL	.28	.28
	.45	.43

MAX CURB LEVELING TOLERANCES:  
FROM EDGE OF UNIT TO HORIZONTAL

KEEP THIS AREA CLEAR FOR POWER  
(GAS ENTRY FOR GAS FIRED ROOFTOPS)

ATTACH DUCT WORK TO UNITS

**NOTES:**

1. ROOFCURB ACCESSORY IS SHIPPED DISASSEMBLED.
2. DIMENSIONS IN ( ) ARE IN MILLIMETERS.
3. DIRECTION OF AIRFLOW.
4. ROOF CURB: 16 GA. (VA03-56) STEEL.
5. TO PREVENT THE HAZARD OF STAGNANT WATER BUILD-UP IN THE DRAIN PAN OF THE INDOOR SECTION, UNIT CAN ONLY BE PITCHED AS SHOWN.
6. INSULATED PANELS: 1" THICK NEOPRENE COATED 1-1/2 LB DENSITY.
7. A 90° ELBOW MUST BE INSTALLED ON THE SUPPLY DUCT WORK BELOW THE UNIT DISCHARGE FOR UNITS EQUIPPED WITH ELECTRIC HEATERS.

DATE \_\_\_\_\_

date \_\_\_\_\_

SUPERCEDS  
supercedes

drawing\_description

DATE \_\_\_\_\_

date \_\_\_\_\_

SUPERCEDS  
supercedes

drawing\_description

DATE \_\_\_\_\_

date \_\_\_\_\_

SUPERCEDS  
supercedes

drawing\_description

DATE \_\_\_\_\_

date \_\_\_\_\_

SUPERCEDS  
supercedes

drawing\_description

DATE \_\_\_\_\_

date \_\_\_\_\_

SUPERCEDS  
supercedes

drawing\_description

DATE \_\_\_\_\_

date \_\_\_\_\_

SUPERCEDS  
supercedes

drawing\_description

DATE \_\_\_\_\_

date \_\_\_\_\_

SUPERCEDS  
supercedes

drawing\_description

DATE \_\_\_\_\_

date \_\_\_\_\_

SUPERCEDS  
supercedes

drawing\_description

DATE \_\_\_\_\_

date \_\_\_\_\_

SUPERCEDS  
supercedes

drawing\_description

DATE \_\_\_\_\_

date \_\_\_\_\_

SUPERCEDS  
supercedes

drawing\_description

DATE \_\_\_\_\_

date \_\_\_\_\_

SUPERCEDS  
supercedes

drawing\_description

DATE \_\_\_\_\_

date \_\_\_\_\_

SUPERCEDS  
supercedes

drawing\_description

DATE \_\_\_\_\_

date \_\_\_\_\_

SUPERCEDS  
supercedes

drawing\_description

DATE \_\_\_\_\_

date \_\_\_\_\_

SUPERCEDS  
supercedes

drawing\_description

DATE \_\_\_\_\_

date \_\_\_\_\_

SUPERCEDS  
supercedes

drawing\_description

DATE \_\_\_\_\_

date \_\_\_\_\_

SUPERCEDS  
supercedes

drawing\_description

DATE \_\_\_\_\_

date \_\_\_\_\_

SUPERCEDS  
supercedes

drawing\_description

DATE \_\_\_\_\_

date \_\_\_\_\_

SUPERCEDS  
supercedes

drawing\_description

DATE \_\_\_\_\_

date \_\_\_\_\_

SUPERCEDS  
supercedes

drawing\_description

DATE \_\_\_\_\_

date \_\_\_\_\_

SUPERCEDS  
supercedes

drawing\_description

DATE \_\_\_\_\_

date \_\_\_\_\_

SUPERCEDS  
supercedes

drawing\_description

DATE \_\_\_\_\_

date \_\_\_\_\_

SUPERCEDS  
supercedes

drawing\_description

DATE \_\_\_\_\_

date \_\_\_\_\_

SUPERCEDS  
supercedes

drawing\_description

DATE \_\_\_\_\_

date \_\_\_\_\_

SUPERCEDS  
supercedes

drawing\_description

DATE \_\_\_\_\_

date \_\_\_\_\_

SUPERCEDS  
supercedes

drawing\_description

DATE \_\_\_\_\_

date \_\_\_\_\_

SUPERCEDS  
supercedes

drawing\_description

DATE \_\_\_\_\_

date \_\_\_\_\_

SUPERCEDS  
supercedes

drawing\_description

DATE \_\_\_\_\_

date \_\_\_\_\_

SUPERCEDS  
supercedes

drawing\_description

DATE \_\_\_\_\_

date \_\_\_\_\_

SUPERCEDS  
supercedes

drawing\_description

DATE \_\_\_\_\_

date \_\_\_\_\_

SUPERCEDS  
supercedes

drawing\_description

DATE \_\_\_\_\_

date \_\_\_\_\_

SUPERCEDS  
supercedes

drawing\_description

DATE \_\_\_\_\_

date \_\_\_\_\_

SUPERCEDS  
supercedes

drawing\_description

DATE \_\_\_\_\_

date \_\_\_\_\_

SUPERCEDS  
supercedes

drawing\_description

DATE \_\_\_\_\_

date \_\_\_\_\_

SUPERCEDS  
supercedes

drawing\_description

DATE \_\_\_\_\_

date \_\_\_\_\_

SUPERCEDS  
supercedes

drawing\_description

DATE \_\_\_\_\_

date \_\_\_\_\_

SUPERCEDS  
supercedes

drawing\_description

DATE \_\_\_\_\_

date \_\_\_\_\_

SUPERCEDS  
supercedes

drawing\_description

DATE \_\_\_\_\_

date \_\_\_\_\_

SUPERCEDS  
supercedes

drawing\_description

DATE \_\_\_\_\_

date \_\_\_\_\_

SUPERCEDS  
supercedes

drawing\_description

DATE \_\_\_\_\_

date \_\_\_\_\_

SUPERCEDS  
supercedes

drawing\_description

DATE \_\_\_\_\_

date \_\_\_\_\_

SUPERCEDS  
supercedes

drawing\_description

DATE \_\_\_\_\_

date \_\_\_\_\_

SUPERCEDS  
supercedes

drawing\_description

DATE \_\_\_\_\_

date \_\_\_\_\_

SUPERCEDS  
supercedes

drawing\_description

DATE \_\_\_\_\_

date \_\_\_\_\_

SUPERCEDS  
supercedes

drawing\_description

DATE \_\_\_\_\_

date \_\_\_\_\_

SUPERCEDS  
supercedes

drawing\_description

DATE \_\_\_\_\_

date \_\_\_\_\_

SUPERCEDS  
supercedes

drawing\_description

DATE \_\_\_\_\_

date \_\_\_\_\_

SUPERCEDS  
supercedes

drawing\_description

DATE \_\_\_\_\_

date \_\_\_\_\_

SUPERCEDS  
supercedes

drawing\_description

DATE \_\_\_\_\_

date \_\_\_\_\_

SUPERCEDS  
supercedes

drawing\_description

DATE \_\_\_\_\_

date \_\_\_\_\_

SUPERCEDS  
supercedes

drawing\_description

DATE \_\_\_\_\_

date \_\_\_\_\_

SUPERCEDS  
supercedes

drawing\_description

DATE \_\_\_\_\_

date \_\_\_\_\_

SUPERCEDS  
supercedes

drawing\_description

DATE \_\_\_\_\_

date \_\_\_\_\_

SUPERCEDS  
supercedes

drawing\_description

DATE \_\_\_\_\_

date \_\_\_\_\_

SUPERCEDS  
supercedes

drawing\_description

DATE \_\_\_\_\_

date \_\_\_\_\_

SUPERCEDS  
supercedes

drawing\_description

DATE \_\_\_\_\_

date \_\_\_\_\_

SUPERCEDS  
supercedes

drawing\_description

DATE \_\_\_\_\_

date \_\_\_\_\_

SUPERCEDS  
supercedes

drawing\_description

DATE \_\_\_\_\_

date \_\_\_\_\_

SUPERCEDS  
supercedes

drawing\_description

DATE \_\_\_\_\_

date \_\_\_\_\_

SUPERCEDS  
supercedes

drawing\_description

DATE \_\_\_\_\_

date \_\_\_\_\_

SUPERCEDS  
supercedes

drawing\_description

DATE \_\_\_\_\_

date \_\_\_\_\_

SUPERCEDS  
supercedes

drawing\_description

DATE \_\_\_\_\_

date \_\_\_\_\_

SUPERCEDS  
supercedes

drawing\_description

DATE \_\_\_\_\_

date \_\_\_\_\_

SUPERCEDS  
supercedes

drawing\_description

DATE \_\_\_\_\_

date \_\_\_\_\_

SUPERCEDS  
supercedes

drawing\_description

DATE \_\_\_\_\_

date \_\_\_\_\_

SUPERCEDS  
supercedes

drawing\_description

DATE \_\_\_\_\_

date \_\_\_\_\_

SUPERCEDS  
supercedes

drawing\_description

DATE \_\_\_\_\_

date \_\_\_\_\_

SUPERCEDS  
supercedes

drawing\_description

DATE \_\_\_\_\_

date \_\_\_\_\_

SUPERCEDS  
supercedes

drawing\_description

DATE \_\_\_\_\_

date \_\_\_\_\_

SUPERCEDS  
supercedes

drawing\_description

DATE \_\_\_\_\_

date \_\_\_\_\_

SUPERCEDS  
supercedes

drawing\_description

DATE \_\_\_\_\_

date \_\_\_\_\_

SUPERCEDS  
supercedes

drawing\_description

DATE \_\_\_\_\_

date \_\_\_\_\_

SUPERCEDS  
supercedes

drawing\_description

DATE \_\_\_\_\_

date \_\_\_\_\_

SUPERCEDS  
supercedes

drawing\_description

DATE \_\_\_\_\_

date \_\_\_\_\_

SUPERCEDS  
supercedes

drawing\_description

DATE \_\_\_\_\_

date \_\_\_\_\_

SUPERCEDS  
supercedes

drawing\_description

DATE \_\_\_\_\_

date \_\_\_\_\_

SUPERCEDS  
supercedes

drawing\_description

DATE \_\_\_\_\_

date \_\_\_\_\_

SUPERCEDS  
supercedes

drawing\_description

DATE \_\_\_\_\_

date \_\_\_\_\_

SUPERCEDS  
supercedes

drawing\_description

DATE \_\_\_\_\_

date \_\_\_\_\_

SUPERCEDS  
supercedes

drawing\_description

DATE \_\_\_\_\_

date \_\_\_\_\_

SUPERCEDS  
supercedes

drawing\_description

DATE \_\_\_\_\_

date \_\_\_\_\_

SUPERCEDS  
supercedes

drawing\_description

DATE \_\_\_\_\_

date \_\_\_\_\_

SUPERCEDS  
supercedes

drawing\_description

DATE \_\_\_\_\_

date \_\_\_\_\_

SUPERCEDS  
supercedes

drawing\_description

DATE \_\_\_\_\_

date \_\_\_\_\_

SUPERCEDS  
supercedes

drawing\_description

DATE \_\_\_\_\_

date \_\_\_\_\_

SUPERCEDS  
supercedes

drawing\_description

DATE \_\_\_\_\_

date \_\_\_\_\_

SUPERCEDS  
supercedes

drawing\_description

DATE \_\_\_\_\_

date \_\_\_\_\_

SUPERCEDS  
supercedes

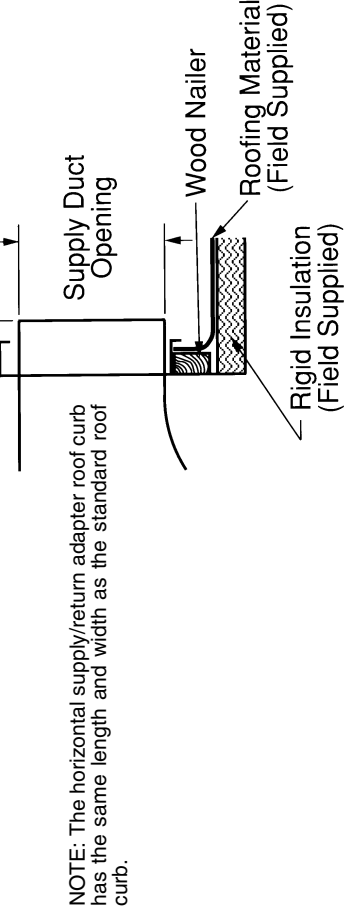
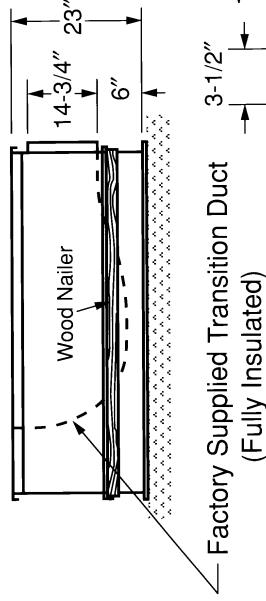
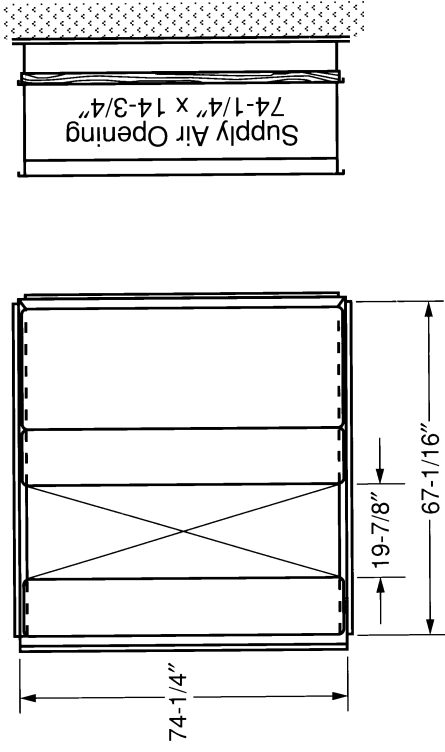
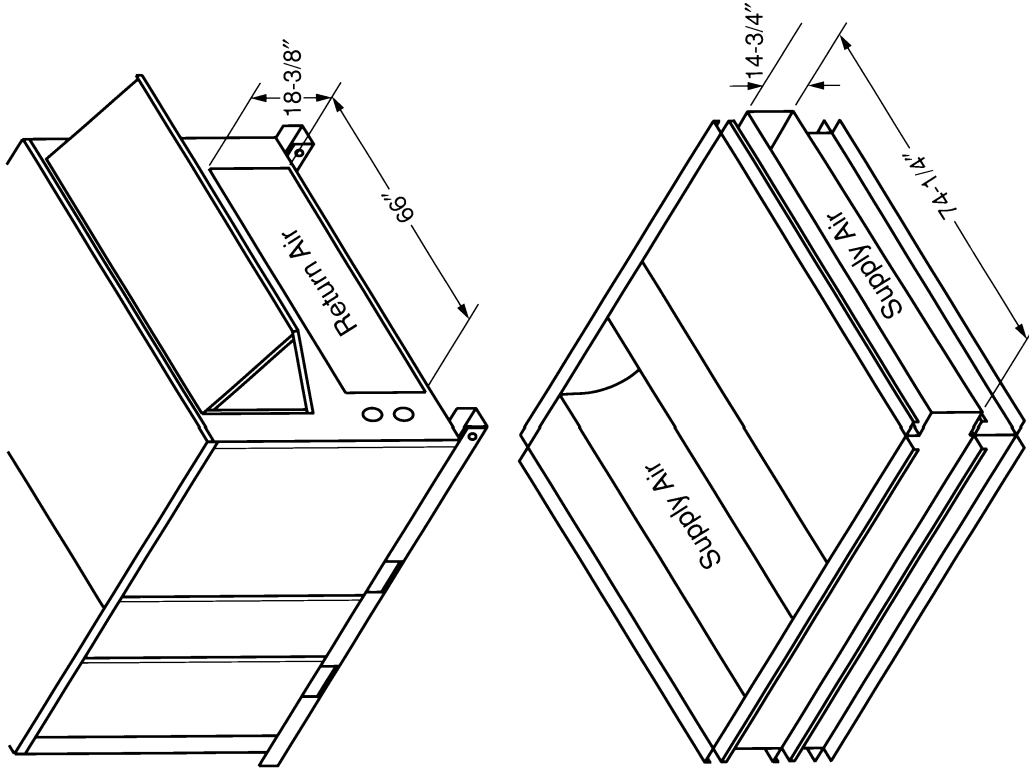
drawing\_description

DATE \_\_\_\_\_

CUT ALONG DOTTED LINE

CUT ALONG DOTTED LINE

### HORIZONTAL SUPPLY/RETURN ADAPTER DIMENSION DRAWING



**FACTORY PRE-ASSEMBLED HORIZONTAL  
SUPPLY/RETURN ADAPTER ACCESSORY  
CRRFCURB013A00**

# SERVICE OPTION DIMENSION PRINT



UNITED  
TECHNOLOGIES  
CARRIER

P.O. BOX 8008  
SPRING HILL, TN 37223

THIS DOCUMENT IS THE PROPERTY OF CARRIER CORPORATION  
AND IS DELIVERED UPON THE EXPRESS CONDITION THAT THE  
CONTENTS SHALL NOT BE DISCLOSED OR USED WITHOUT CARRIER  
CONSENT AND IS NOT BE LOANED.

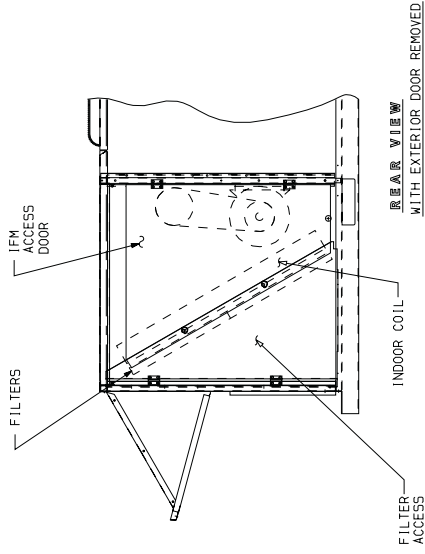
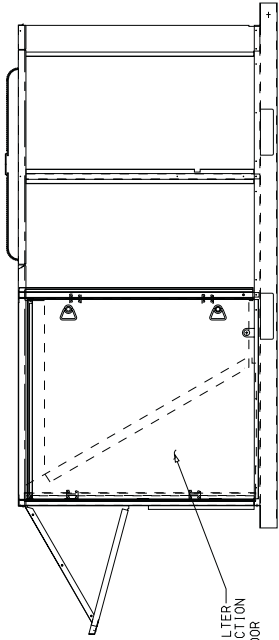
SUBMISSION OF THESE DRAWINGS OR DOCUMENTS  
DOES NOT CONSTITUTE AN ACCEPTANCE OF CONTRACT

DATE	11/05/01	SUPERSEDES	10/14/97	48 & 50 SERIES HJ/TJ 015-028, TM016,020,025 SERVICE OPTION DETAILS	50TJ500352	REV B
------	----------	------------	----------	---	------------	----------

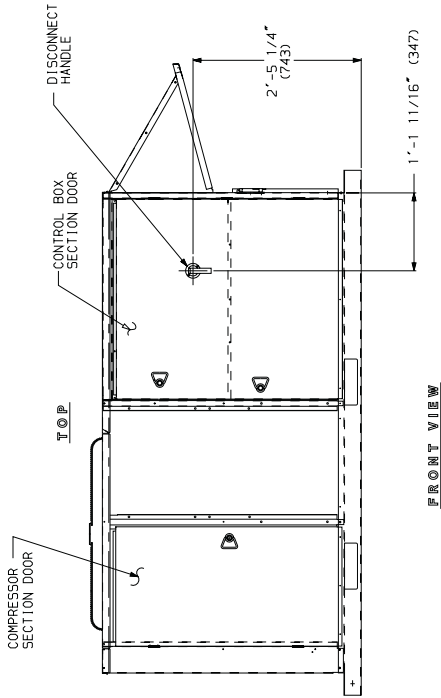
**NOTES:**

1. CONVENIENCE OUTLET WIRING IS FIELD SUPPLIED.
2. ALL ACCESS DOORS ARE HINGED AND SECURED WITH 1/4 TURN LATCHES.
3. ALL FILTER ELEMENTS CAN BE REMOVED BY GRASPING FILTER SUPPORT TAB AND SLIDING OUTWARD.

**TOP**



**REAR VIEW**



**FRONT VIEW**

**CONVENIENCE  
OUTLET**

**END VIEW**

