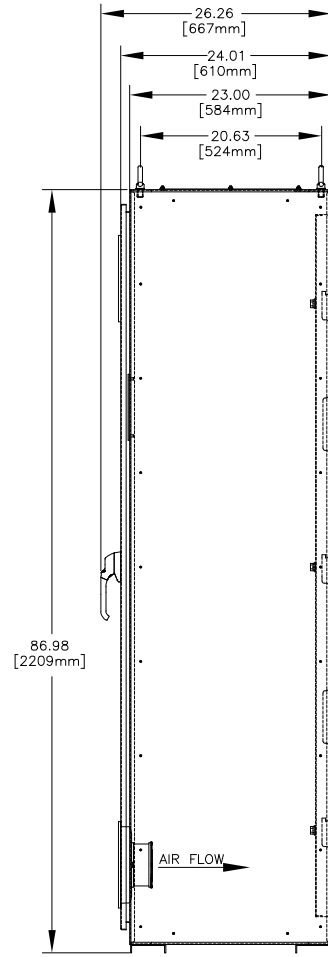
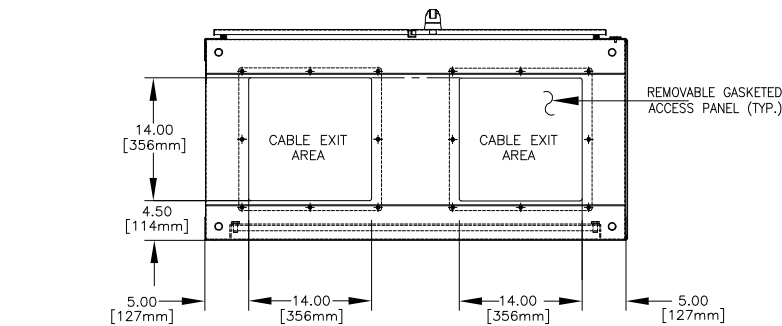
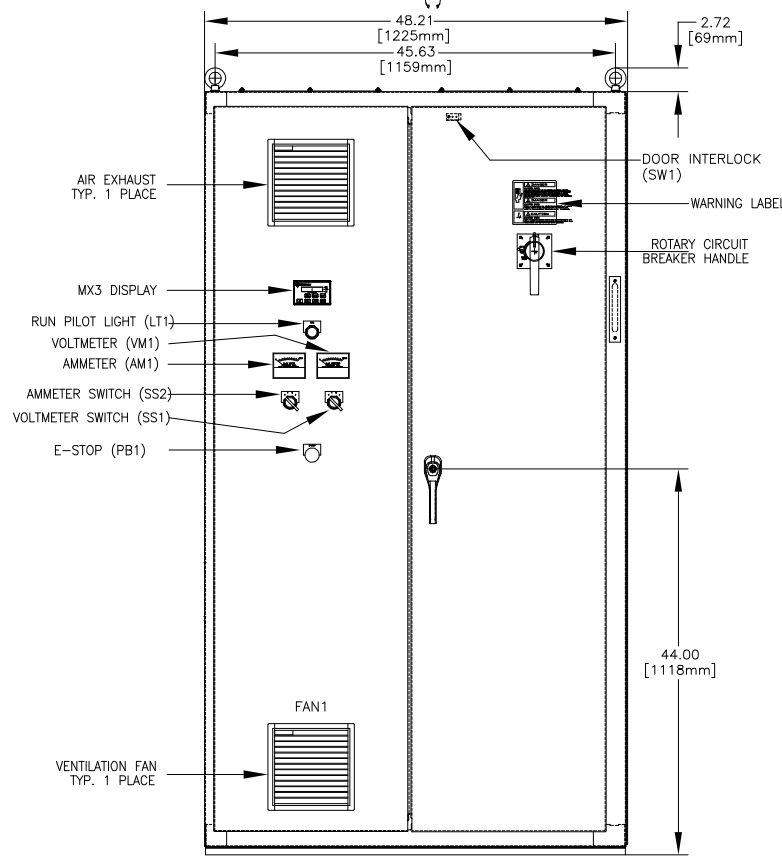
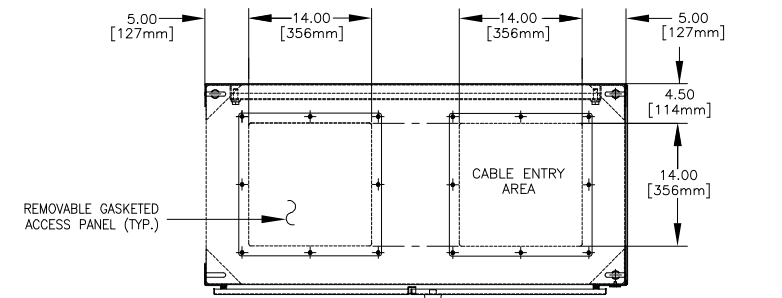


NOTES:

1. ALL DIMENSIONS ARE IN INCHES/MM UNLESS OTHERWISE NOTED.
2. MINIMUM WIRE BENDING SPACE SHALL BE 12" FROM TOP OF LUGS TO TOP OF ENCLOSURE.
3. MINIMUM WIRE BENDING SPACE SHALL BE 12" FROM BOTTOM OF LUGS TO BOTTOM OF ENCLOSURE.
4. ENSURE THAT ALL RIBBON CABLES ARE ROUTED AWAY FROM POWER CONDUCTORS.
5. ENSURE LEFT DOOR IS HELD CLOSED BY RIGHT DOOR.
6. ENCLOSURE RATING=NEMA TYPE 1
7. APPROXIMATE WEIGHT= 500lbs. (BASE STARTER ONLY)
9. FREE STANDING FLOOR MOUNTED ENCLOSURE LAG BOLT TO CONCRETE FLOOR RECOMMENDED.
10. THIS UNIT IS CONFIGURED FOR TOP CABLE ENTRY / BOTTOM CABLE EXIT. \*BOTTOM CABLE ENTRY IS POSSIBLE IF PFCC OPTION IS NOT REQUIRED. FOR ALL OTHER CONFIGURATIONS CONSULT FACTORY FOR ENCLOSURE SIZING.



BENSHAW (SOLID STATE)		
CIRCUIT BREAKER LUG CAPACITY (PER PHASE)		
STARTER RLA	# CONDUCTORS	CONDUCTOR RANGE
95-200A	1	6AWG - 350MCM
201-398A	2	3/0 - 500MCM

THIRD ANGLE PROJECTION	UNLESS OTHERWISE SPECIFIED ALL DIMENSIONS IN INCHES INTERPRET DRAWING PER ASME Y14.5M-1994	SIGNATURES	DATE
	TOLERANCES: .XXX ± .02 .XXX ± .005 ANGLES ± 1°	DRAWN: BS CHKD: ST ENG: BS	05/11/09 03/11/09 03/11/09
	MATERIAL FINISH	MFG.	

TITLE:  
ENCLOSURE LAYOUT  
FOR: CARRIER CORPORATION  
FREE STANDING  
95-398 RLA

**BENSHAW**  
480 E. CENTER RD. VALLEY SPRING PARK  
OSHTON, PA. 15116 800-368-6886

SIZE: DWD NO. **EQ-10-162** REV. **A**  
SCALE: NONE SHEET X OF X

JOB NAME:  
job\_name

BUYER:  
buyer\_name

SALES ENG.:  
sales\_eng

MODEL NO.:  
model\_number

JOB NO.:  
job\_number

P.O. NO.:  
p.o.\_number

PREPARED BY:  
prepared\_by

ELECTRICAL CHARACTERISTICS:  
elect\_char.

JOBSITE LOCATION:  
job\_location 1  
job\_location 2

SALES OFFICE:  
sales\_office

REFRIGERANT NO.:  
refrig\_no

NOTES:  
notes\_1  
notes\_2

BENSHAW  
FREE STANDING  
STARTER (SOLID STATE)  
(LOW VOLTAGE)  
RLA RANGE: 95-398

DATE: \_date

REVISION: \_rev#

THIS DOCUMENT IS THE PROPERTY OF CARRIER CORP. AND IS DELIVERED UPON THE EXPRESS CONDITION THAT THE CONTENTS WILL NOT BE DISCLOSED OR USED WITHOUT CARRIER CORP. WRITTEN CONSENT. SUBMISSION OF THESE DWG'S. OR DOCUMENTS DOES NOT CONSTITUTE PART PERFORMANCE OR ACCEPTANCE OF CONTRACT.

CARRIER DWG# **BN-95-398-FS-SS**  
REV. **\_** SHT **01** OF **01**  
DATE: **6/12/2009**  
SUPERSEDES DWG. DATED: **\_**

CONTROLS / PIC II

19XR  
SHT **d1** OF **d2**