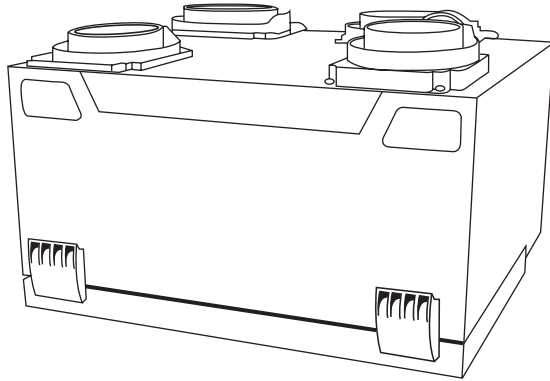
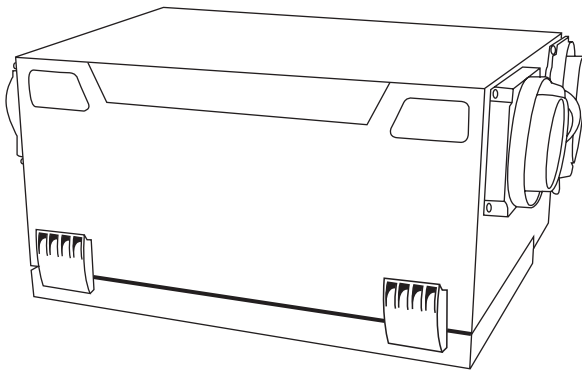


Product Data



ERVCCSVA



ERVCCSHA

The Energy Recovery Ventilation (ERV) system offered by Carrier is the finest on the market today. The ERV provides efficient and cost effective heat recovery during the heating season when needed most.

As temperatures drop below 23°F (-5°C), indoor air is recirculated periodically through the heat exchanger core to prevent frost from forming. Competitors' methods of supplementary electric defrost waste energy. Unlike rotary wheel heat exchangers which mix air streams, these cross-flow or counterflow heat exchangers ensure that there is no mixing of the stale air stream with the fresh outdoor air stream.

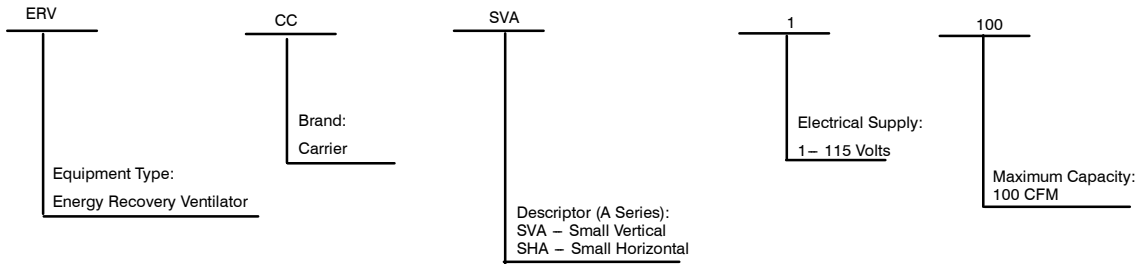
A filter installed on the incoming outdoor air stream removes large airborne particles from the intake air stream before they enter the heat exchanger and reduces the maintenance required. The units' acoustically engineered design makes the Carrier ERV the quietest on the market and ensures that comfort is felt, not heard.

Unlatching two (2) suitcase style latches allows easy removal of the filters and core for cleaning.

STANDARD FEATURES

- Drainless design
- Integrated airflow balancing points
- Integrated furnace interlock
- High pressure blowers
- Onboard control for continuous high/low ventilator operation
- Energy saving defrost cycle
- Cross-flow, counterflow heat exchangers
- One filter on incoming air; one filter on outgoing air to protect core
- No-tools maintenance
- Enthalpic heat exchanger core

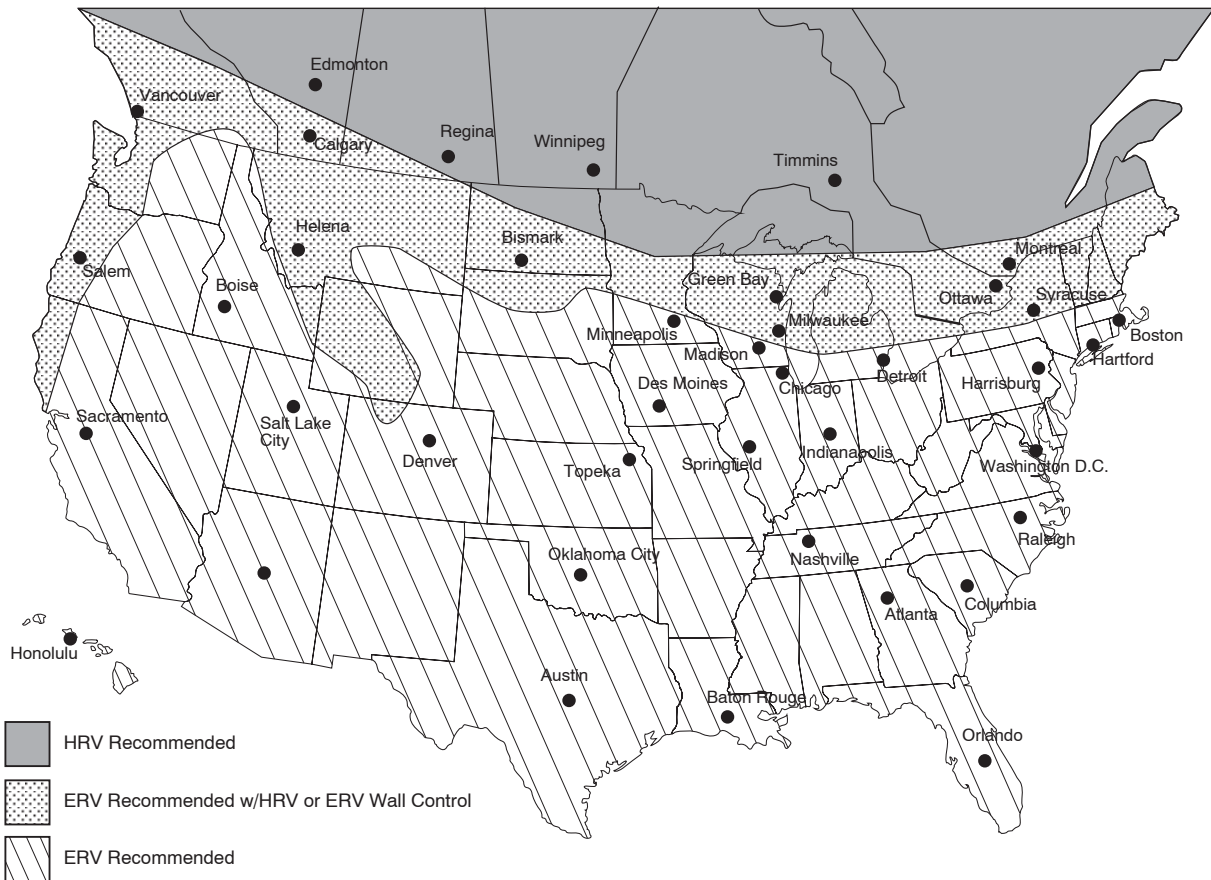
Model number nomenclature



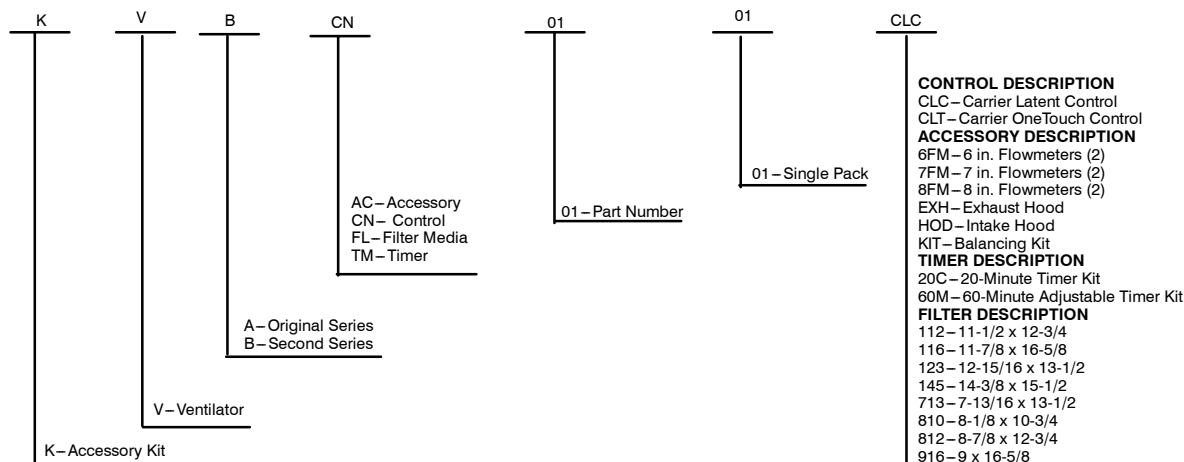
ERV



Climate Map for Energy and Heat Recovery Ventilators



Controls and accessories part number nomenclature



ERV

Kit Number	Description	Where Used
KVBCN0101CLT	Carrier OneTouch Control	Used with all ERVs as a main wall control
KVACN0101CLC	Latent Control	Used with all ERVs
KVAAC0101HCO	Intake and Exhaust Hood	Used as a single intake/exhaust for ERVCCSVA1100, ERVCCSHA1100 only.
KVAAC0101HOD	Exterior Intake and Exhaust Hood	2 Required
KVATM010120C	20 Minute Push Button Timer	Used with all ERVs when 20 minute manual operation is required
KVATM010160M	60 Minute Timer	Used with all ERVs, time is adjustable between 10 and 60 minutes
KVAAC0101KIT	Start—Up Balancing Kit	Start up Balancing Kit, includes (2) 6 in. Flow Meter Collars & Magnehelic Gage
KVAFK0101100	Internal Filter	Used with ERVCCSHA1100, ERVCCSVA1100 Unit 10 1/2 in. x 6 3/4 in. x 1/2 in.

Control Description	Fan Speed Control	Humidistat Control	Continuous Mode	Intermittent Mode
OneTouch	Yes	No	Yes	Yes
Latent	Yes	Yes	Yes	Yes

Control features

OneTouch Control:

Allows control of ventilator with the touch of a button. This control will operate as a main wall control. The OneTouch will operate the unit in Intermittent Mode (20 minutes per hour), continuous low speed, continuous high speed, and off.

Latent Control:

Low Exchange Mode—If the relative humidity inside the building is lower than selected, air exchange would occur with the outside at high speed. If the relative humidity inside the building is higher than selected, air exchange would occur with the outside at low speed. This ensures continuous air exchange for constant air quality.

Intermittent Mode—If the relative humidity inside the building is higher than selected, no air exchange would occur and the system

would turn off. If the relative humidity inside the building is lower than selected, air exchange would occur with outside at high speed. this mode is ideal for maintaining the proper humidity level when the continuous mode cannot.

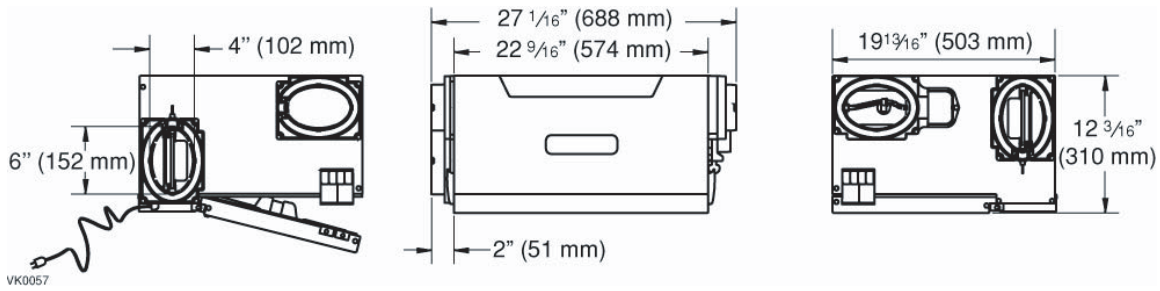
Automatic Defrost Cycle Features

All models offer a non-electric defrost cycle feature which prevents frost and ice buildup within the heat recovery core. When the outside air temperature falls below 23°F (-5°C) it is electronically sensed and the dampers close the outside air ports. This allows warm indoor air to recirculate within the heat recovery core. The frequency of this cycle increases as the outside air temperature decreases.

Model	25°F TO 55°F (-5°C TO -15°C)		4°F TO -17°F (-15.6°C TO -27.3°C)		BELOW -18°F (-27.8°C)	
	DEFROST*	EXCHANGE†	DEFROST*	EXCHANGE†	DEFROST*	EXCHANGE†
ERVCCSHA	6 Minutes	60 Minutes	6 Minutes	32 Minutes	6 Minutes	20 Minutes
ERVCCSVA	6 Minutes	60 Minutes	6 Minutes	32 Minutes	6 Minutes	20 Minutes

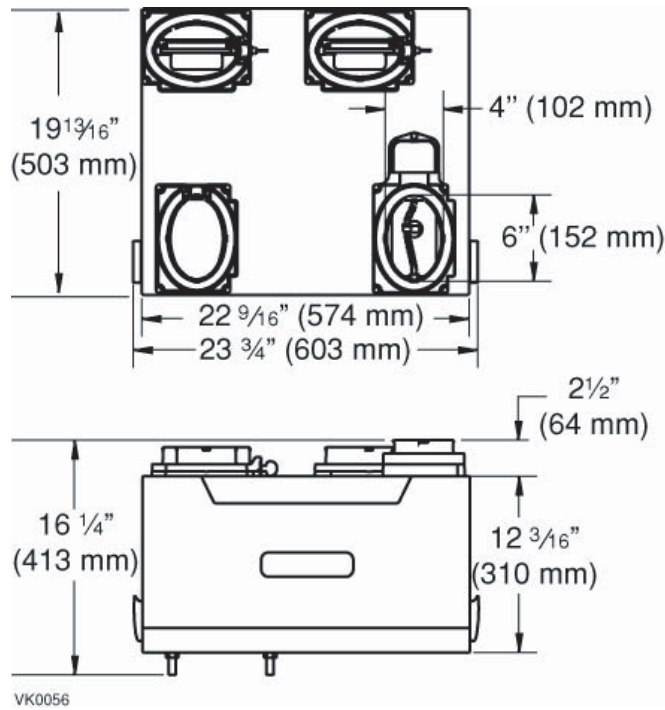
* All defrost times are in the standard mode (as shipped)

† Time between defrost when within specified temperature range



A05426

Fig. 1 - ERVCCSHA Unit Dimensions



A05425

Fig. 2 - ERVCCSVA Unit Dimensions

Physical data

Model	ERVCCSVA1100	ERVCCSHA1100
Port Locations	Top	Side
Core Type	Enthalpic transfer media with plastic stack	Enthalpic transfer media with plastic stack
Weight — lb (kg)	42	42
Shipping Weight — lb (kg)	48	48
Shipping Dimensions (in.)		
Height	25.5	30.0
Width	17.5	15.0
Depth	23.0	23.0

Model	ERVCCSVA1100	ERVCCSHA1100
Capacity—CFM @ 0.5-0.3ESP (in. wc)	99–107	99–107
Efficiency (Sensible)—Percent 32°F (0° C) –13°F (–25° C)	67	67
Efficiency (Latent)—Percent @ all temperatures	60	60
Heat Core Exchange Area—cu ft (cu m)	56 (5.2)	56 (5.2)

Model	ERVCCSVA1100	ERVCCSVA1100
Voltage	120	120
Max Power — watts	150	150
Max Amps	1.3	1.3

ERV

